



# DIRECTORATE FOR PRIORITY CRIME INVESTIGATION



## PRESENTATION ON THE RHINOCEROS THREAT



Captain Swart

2012-07-16

DPCI HQ



## BACKGROUND

### South African Situation

- ▣ The rhino poaching threat in SA is impacting all 9 provinces and the KNP;
- ▣ A total of 279 rhino have been illegally hunted in SA since January 2012;
- ▣ A total of 176 arrested have been made in SA since January 2012 ;
- ▣ The poaching activity is being driven by an international illegal trade and demand and for rhino horn;
- ▣ The activities are being coordinated by both internationally and nationally based organized crime elements;
- ▣ The activities comprise the following:
  - Illegal hunting (firearm, chemical, snaring);
  - Pseudo “legal hunting” (international hunters)
  - Illegal de-horning;
  - Permit violations;
  - Smuggling of rhino horn and horn derivatives;
  - Fraud and corruption;
  - Money laundering;

# BACKGROUND

## South African Situation

- The following basic levels of threat are recognized:
  - Level 1 Protected Areas / Private Land - Poaching Individual / Groups
  - Level 2 Local - Receivers / Couriers
  - Level 3 National - Buyers / Couriers / Facilitators
  - Level 4 National - Receiver / Exporter
  - Level 5 International - Receiver / Buyer
  
- The following “high level” tactics have been identified:
  - Mozambique joint cross broader operational support is key to reducing threats in KNP and SA
  - Well established linkages to other areas of organized crime;
  - High risk criminal activities being re-directed to “less risk” rhino related crime;
  - Well organized and “slick” conduit from crime scene (level 1) to exporter (level 4);
  - Highly mobile - intra and inter provincial;
  - Targeting of rhino horn stockpiles;
  - Sophistication of methodology and equipment;
  - Unlimited funding mechanisms;

## BACKGROUND

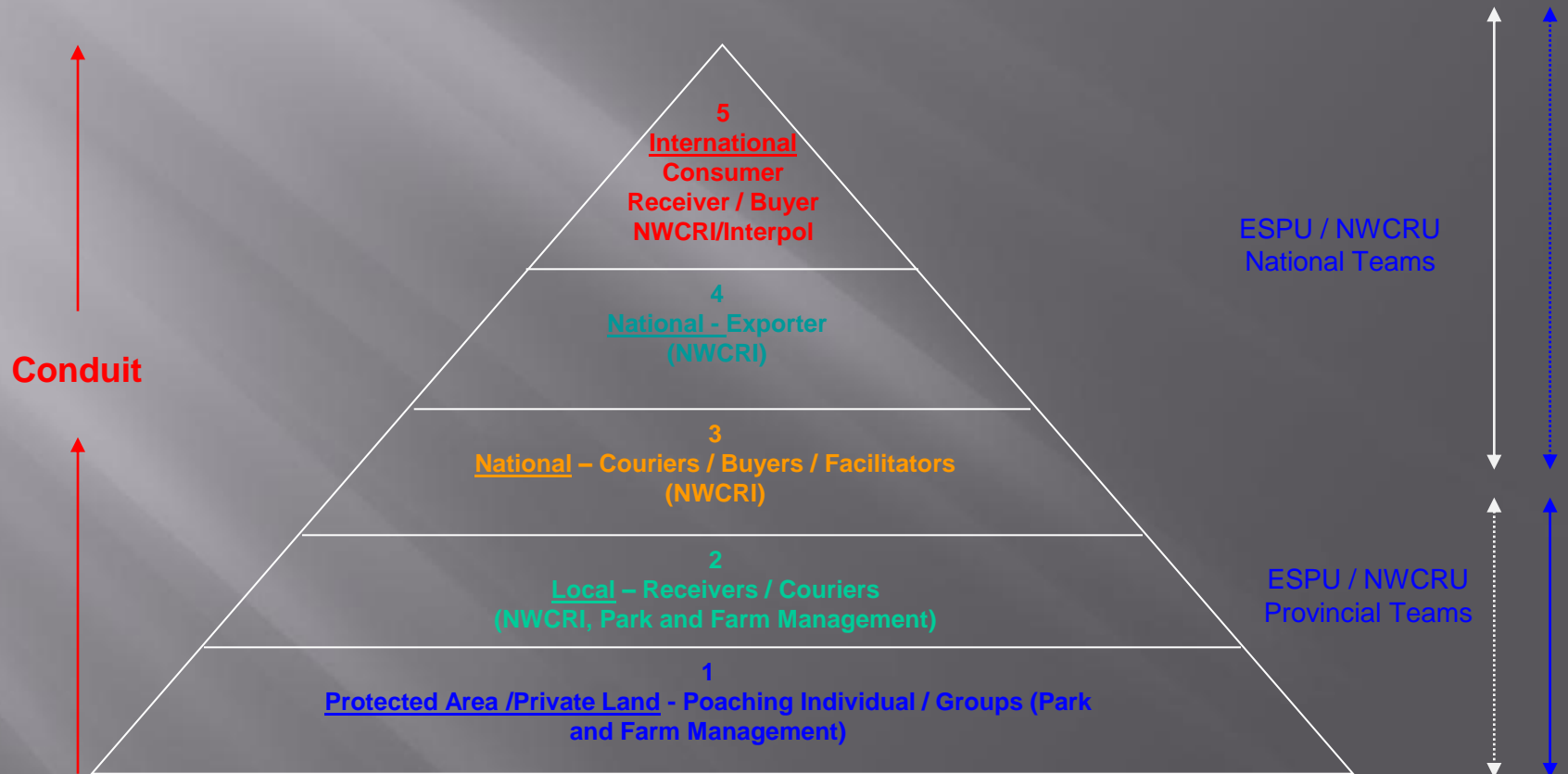
### South African Situation

- ▣ The following “lower level” tactics have been identified:
  - Local knowledge and experience in communities and target area being exploited;
  - Larger poaching group size ( up to 6 individuals);
  - Well armed – multiple firearms; AK47 and Heavy calibre firearms
  - Sophistication of equipment;
  - Good communications;
  - Highly mobile;
  - Increasing aggressive behaviour;
  - High remuneration for poacher level;
  - Immediate payment to poacher on exchange of horns;
  - Dominate the night - make use of favourable moon phases (full moon);

# BACKGROUND

## South African Situation

Levels of threat : DPCI / ESPU Supported by the NWCRU



# BACKGROUND

## South African Situation

### Crimes:

- ▣ Restricted activities as regulated by NEMBA Act 10/2004;
  - Illegal hunting;
  - Permit violations;
  - TOPS violations;
- ▣ Health and Medicines Act violations;
- ▣ SA Civil Aviation Authority regulation violations;
- ▣ Corruption;
- ▣ Fraud;
- ▣ Money Laundering;
- ▣ Racketeering;
- ▣ International transgression of the CITES convention on the trade in rhino;

# AIMS AND OBJECTIVES

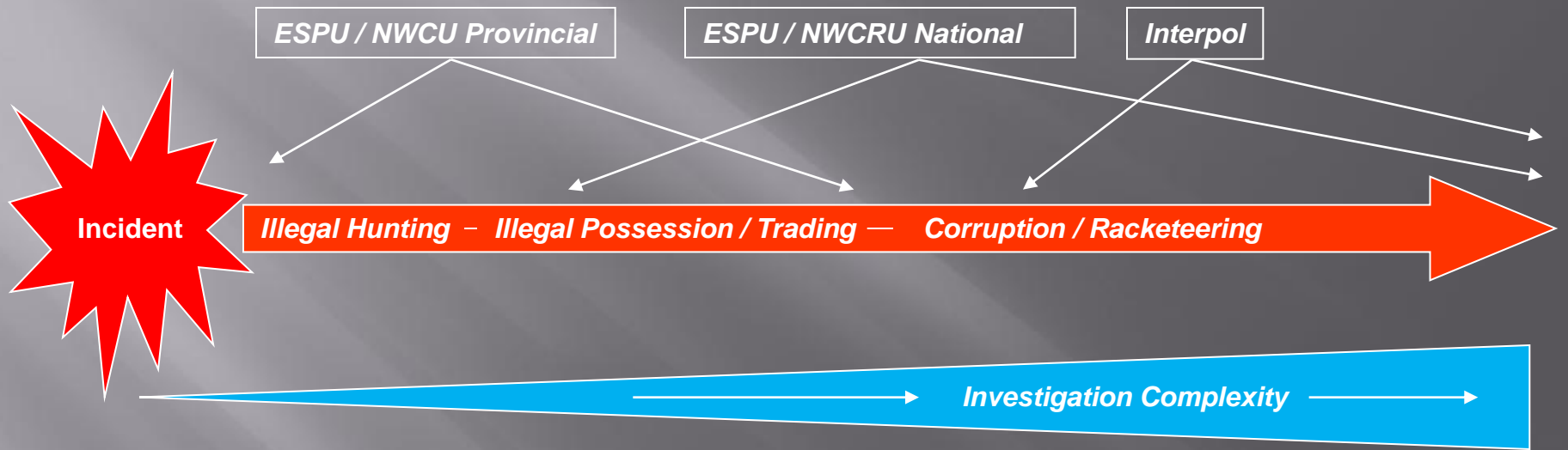
## 2. Illegal Poaching Activities

- ▣ Establish and dedicate special team of investigators to investigate rhino poaching crime activities (professional, dedicated & passionate);
- ▣ Gathering of intelligence on related matters
- ▣ Centralize investigations to the dedicated Investigation team.
- ▣ Standardise investigations
- ▣ Conduct docket analysis on all case dockets including the trespassing cases
- ▣ Identifying hotspots for proactive deployment
- ▣ Analyse and centralize all case data for threat analysis and forecasting;
- ▣ Establish linkages with other provinces;
- ▣ To collate all evidence obtained during the audit and collection phase into case dockets;
- ▣ Engage all relevant stake holders and conducting
- ▣ Awareness campaigns


# STRATEGY TO ADDRESS THE THREAT

## Investigation Flow

### DPCI / ESPU Supported by the NWC

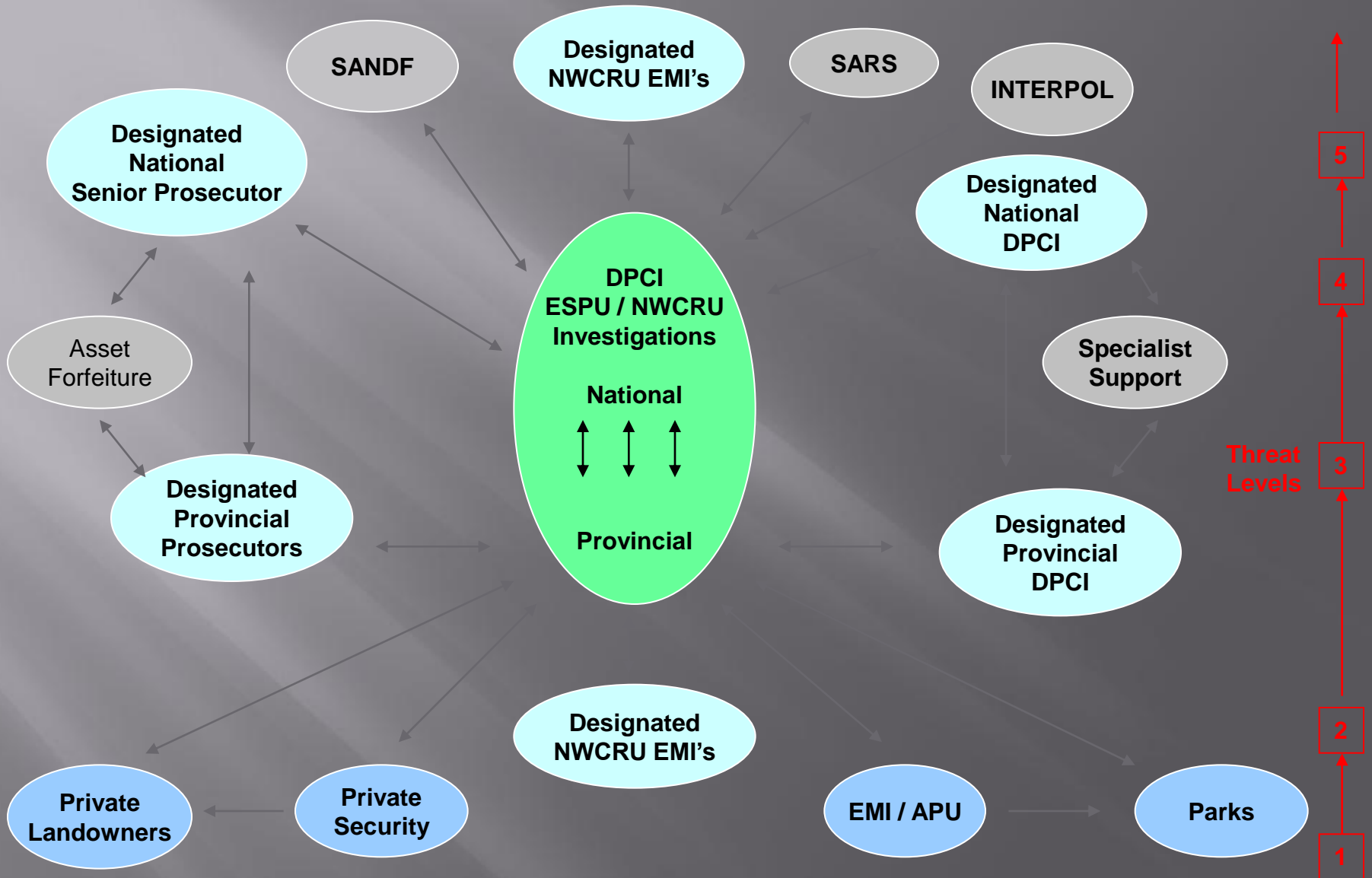


### Levels of Threat





# STRATEGY TO ADDRESS THE THREAT



# Initiatives

## DNA Programme

- ▣ The Endangered Species section is actively with the DNA drive to obtain and manage involved d the DNA Rhino data bank of Southern Africa.
- ▣ Over 3000 samples were collected over a year.
- ▣ Namibia jointed the programme and stared to submit DNA samples.

## NATJOINTS

- ▣ The multi dimensional approached by all government departments to work together from national level to provincial level to fight against rhino poaching.

# Initiatives

## Stop Rhino Poaching

- ▣ Stop Rhino Poaching is a awareness programme driven by 94.2 *Jacaranda* to assist the fight against rhino poaching.

## LEAD SA

- ▣ LEAD SA is a awareness programme driven by the private sector to assist in stopping rhino poaching.

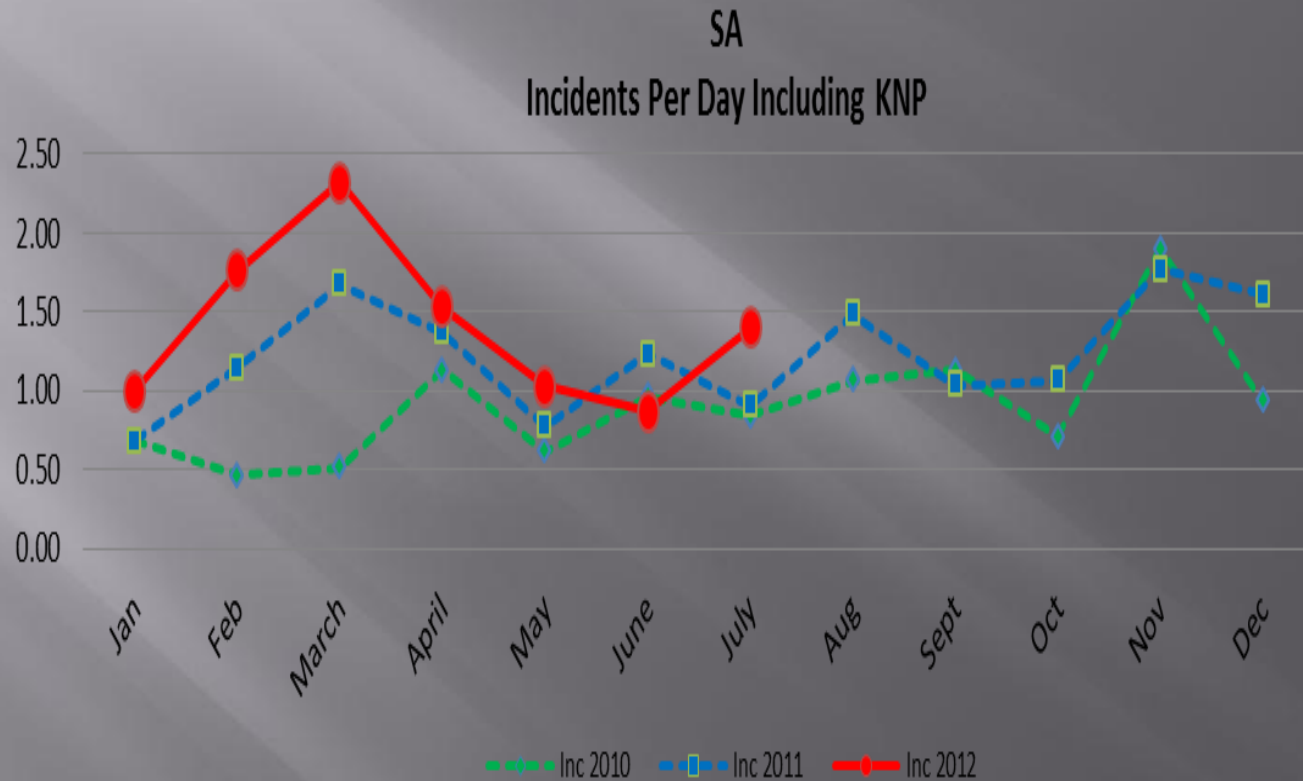
## CONSERV

- ▣ Conserv is a community policing initiative where all members are in SMS connection with the latest incidences and call out for assistance.

# RHINO POACHED 2012

| SA                    | 2000 | 2001 | 2002 | 2003 | 2004 | 2005 | 2006 | 2007 | 2008 | 2009 | 2010 | 2011 | 2012       | Total |
|-----------------------|------|------|------|------|------|------|------|------|------|------|------|------|------------|-------|
| <b>KNP (SANParks)</b> | 0    | 4    | 20   | 14   | 7    | 10   | 17   | 10   | 36   | 50   | 146  | 252  | <b>163</b> | 729   |
| <b>MNP (SANParks)</b> | 0    | 0    | 0    | 0    | 0    | 0    | 0    | 0    | 0    | 0    | 0    | 6    | <b>3</b>   | 9     |
| <b>GP</b>             | 0    | 0    | 0    | 0    | 0    | 0    | 0    | 0    | 0    | 7    | 15   | 9    | <b>0</b>   | 31    |
| <b>LIM</b>            | 0    | 0    | 0    | 0    | 0    | 0    | 0    | 0    | 23   | 16   | 52   | 74   | <b>40</b>  | 205   |
| <b>MP</b>             | 0    | 0    | 0    | 0    | 0    | 0    | 2    | 3    | 2    | 6    | 17   | 31   | <b>13</b>  | 74    |
| <b>NW</b>             | 0    | 0    | 0    | 0    | 0    | 2    | 0    | 0    | 7    | 10   | 57   | 21   | <b>26</b>  | 123   |
| <b>EC</b>             | 0    | 0    | 0    | 0    | 0    | 0    | 0    | 0    | 1    | 3    | 4    | 11   | <b>3</b>   | 22    |
| <b>FS</b>             | 0    | 0    | 0    | 0    | 0    | 0    | 0    | 0    | 0    | 2    | 3    | 4    | <b>0</b>   | 9     |
| <b>KZN</b>            | 7    | 2    | 5    | 8    | 3    | 1    | 5    | 0    | 14   | 28   | 38   | 34   | <b>30</b>  | 175   |
| <b>WC</b>             | 0    | 0    | 0    | 0    | 0    | 0    | 0    | 0    | 0    | 0    | 0    | 6    | <b>1</b>   | 7     |
| <b>NC</b>             | 0    | 0    | 0    | 0    | 0    | 0    | 0    | 0    | 0    | 0    | 1    | 0    | <b>0</b>   | 1     |
|                       | 7    | 6    | 25   | 22   | 10   | 13   | 24   | 13   | 83   | 122  | 333  | 448  | <b>279</b> | 1385  |

# Daily Incidents



# Arrests 2012

| <b>South Africa - Arrests</b> | <b>2012</b> |
|-------------------------------|-------------|
| KNP (KNP)                     | 39          |
| MNP                           | 0           |
| Gauteng (GP)                  | 20          |
| Mpumalanga (MP)               | 50          |
| Eastern Cape (EC)             | 0           |
| Limpopo (LP)                  | 29          |
| North West (NW)               | 21          |
| Free State (FS)               | 6           |
| KZN (KZN)                     | 10          |
| Western Cape (WC)             | 0           |
| Northern Cape (NC)            | 1           |
| <b>Total</b>                  | <b>176</b>  |

# Levels Arrests

| Poaching Level | KNP | MNP | GP | MP | EC | LP | NW | FS | KZN | WC | NC | SA Totals | Level Description  |
|----------------|-----|-----|----|----|----|----|----|----|-----|----|----|-----------|--------------------|
| Level 1        | 39  | 0   | 8  | 49 | 0  | 29 | 20 | 0  | 8   | 0  | 0  | 153       | Poacher            |
| Level 2        | 0   | 0   | 1  | 0  | 0  | 0  | 0  | 6  | 2   | 0  | 1  | 10        | Receiver / Courier |
| Level 3        | 0   | 0   | 4  | 1  | 0  | 0  | 1  | 0  | 0   | 0  | 0  | 6         | Courier / Buyer    |
| Level 4        | 0   | 0   | 7  | 0  | 0  | 0  | 0  | 0  | 0   | 0  | 0  | 7         | Exporter           |
| Level 5        | 0   | 0   | 0  | 0  | 0  | 0  | 0  | 0  | 0   | 0  | 0  | 0         | Buyer / Driver     |
| Total Arrests  | 39  | 0   | 20 | 50 | 0  | 29 | 21 | 6  | 10  | 0  | 1  | 176       |                    |

# Case Flow And successes

- ▣ 57 Cases are on the court role of which 7 are partly heard.
- ▣ In the 57 Cases represents 161 accused.
- ▣ 65 of these accused are held in custody, while 84 were release on bail
- ▣ The averaged conviction is between 6 and 10 years imprisonment of which the most reason conviction was 25 years imprisonment.



# END

“Non-violence leads to the highest ethics, which is the goal of all evolution. Until we stop harming all other living beings, we are still savages”

Thomas A. Edison