



**MINISTER  
FORESTRY, FISHERIES AND THE ENVIRONMENT  
REPUBLIC OF SOUTH AFRICA**

**GENERAL PUBLISHED REASONS PERTAINING TO THE RECONSIDERATION OF APPEALS IN  
THE HAKE LONGLINE SECTOR  
FISHING RIGHT ALLOCATION PROCESS 2021/2022**

## **INTRODUCTION**

1. On 13 June 2025, I published my Provisional General Published Reasons Pertaining to the Reconsideration of Decisions on Appeal in the Hake Longline Sector: Fishing Right Allocation Process 2021/2022 (the Provisional GPR). I did so in my capacity as the Appeal Authority under section 80 of the Marine Living Resources Act, 1998 (Act 18 of 1998) (MLRA) and in compliance with several court orders handed down in the Western Cape High Court.
2. In further compliance with the court orders, the Provisional GPR called on affected parties to make representations to me regarding the various options pertaining to the allocation of Total Allowable Catch (TAC). Parties were afforded the opportunity to make submissions by no later than 30 June 2025.
3. This document contains my General Published Reasons Pertaining to the Reconsideration of Appeals in the Hake Longline Sector: Fishing Right Allocation Process 2021/2022 (Appeals GPR).

## **OVERVIEW OF THE DELEGATED AUTHORITY'S DECISION AND THE OUTCOME OF THE APPEALS**

4. The Delegated Authority allocated rights as follows:

<i>Category</i>	<i>Number of right holders</i>
A	67
B	7
C	15

5. After the appeals and the judicial reviews were finalised, the following number of entities are eligible to be allocated rights:

<i>Category</i>	<i>Number of right holders</i>
A	90
B	9
C	25

6. The total number of right holders in the sector increased significantly, from eighty-nine (89) under the Delegated Authority to one hundred and twenty-four (124) following the appeals and the judicial review applications.

### **RESERVATION OF A PORTION OF THE 2025 TAC**

7. The court orders, listed below, directed that 11,3121% of the 2025 TAC be reserved pending the reconsideration and rescoring of the entities' appeals.
8. Ukuloba Kulungile Investments (Pty) Ltd's appeal was reconsidered, rescored and finalised in August 2024.
9. During November 2024, ten (10) of the appeals were reconsidered, rescored and finalised. Nine (9) out of the ten (10) were successful as a result of the reconsideration process and were allocated a portion of the reserved 2025 TAC to enable them to commence fishing.
10. Seven (7) court orders required the Minister and the Department to follow a different process prior to finalising the appeals. The entities were afforded an opportunity to provide supplementary appeals by 28 February 2025, a notice of my intended/provisional decision had to be published by 13 June 2025 and afford interested parties the opportunity to make representations by no later than 30 June 2025. The final decision must be published by 30 July 2025. Four (4) of the seven (7) entities were successful and have been allocated quantum for the 2025 fishing season.
11. The remaining 0.6644% of the original 11.3121% will be distributed proportionately across the two Category C entities which received the 0.1165% minimum allocation as was decided under Minister Creecy. This is to bring them roughly in line with the quantum that they will be allocated in 2026 and ensure the TAC is fully utilised.

<b>Appeal Decision Finalised</b>	<b>No</b>	<b>Cat</b>	<b>Entity</b>	<b>1 January 2025 TAC Allocation</b>	<b>1 August 2025 TAC Allocation</b>
August 2024	1	A	Ukuloba Kulungile Investments (Pty) Ltd	3.2422%	3.2422%
November 2024	2	A	Kupukani Fishing (Pty) Ltd	1.0790%	1.0790%
	3	A	Diablo Trade 113 (Pty) Ltd	0.8458%	0.8458%
	4	A	Mossel Bay Indigenous Fisherman CC	0.7482%	0.7482%
	5	A	Pellsrus Historical Fishing Corporation CC	0.5913%	0.5913%
	6	A	Umzamowethu (Oyster Bay) Fishermens Corporation CC	0.4779%	0.4779%
	7	A	NPS Agencies CC	0.4779%	0.4779%
	8	A	Kusasa Commodities 63 (Pty) Ltd	0.4314%	0.4314%
	9	C	Prairie Pride Trading CC	0.1165%	0.3986%
	10	C	Business Compliance Advisors (Pty) Ltd	0.1165%	0.2658%
	11	A	Khulani Fishing (Pty) Ltd		0.6879%
June 2025	12	A	I Fortune and Crew Proprietary Limited		0.6775%
	13	A	Rainbow Nation Fishing CC		0.6420%
	14	A	Siyabona Fishing (Pty) Ltd		0.5136%
<b>TOTAL</b>				<b>10.6477%</b>	<b>11.3121%</b>

## **COMMENTS AND RESPONSES**

12. The Department received fifty (50) comments from interested parties in response to my Provisional GPR. These comments and my responses thereto are summarised into the following themes:

**12.1 The proposed Quantum Allocation Methodology (QAM) will result in a significant reduction in the Total Allowable Catch (TAC):**

A reduction in the TAC is an unavoidable consequence of the number of entities that were successful on appeal. As more entities are successful on appeal, the portion of the TAC available for allocation to each right holder necessarily decreases. This possibility was clearly communicated in the grant of right letter, which expressly forewarned entities that their TAC allocations may be adjusted depending on the outcome of appeals and judicial reviews.

The MLRA requires a careful balancing of competing interests, in line with the objectives set out in section 2 of the Act, with the aim of achieving a reasonable and equitable outcome. The Quantum Allocation Method is a mechanism employed to achieve this objective. It seeks to ensure that the sector can maintain stability, whilst acknowledging the need to admit new entrants into the sector.

**12.2 Insufficient information was provided to enable entities to make meaningful representations:**

Several entities expressed uncertainty regarding how the quantum score was calculated, citing a lack of sufficient information. Since the start of the FRAP appeals process, the Delegated Authority has released a range of information including: the score sheets, the General Published Reasons for Decision in the Hake Long Line Sector pertaining to FRAP 2021/22, the data sets, calculations and information in a redacted format in compliance with Protection of Personal Information Act 4 of 2013 (POPIA).<sup>1</sup>

Furthermore, in compliance with the court orders issued in the review matters against the Delegated Authority's and former Minister's decisions, additional information was included in my Provisional GPR.

**12.3 The proposed QAM is significantly different from the QAM adopted by the Delegated Authority, particularly the weighting of the questions used to calculate the TAC:**

The weightings applied to the various criteria used to calculate the quantum ranking is the same as that *actually* used by the Delegated Authority. I note that the Delegated Authority's GPR erroneously

---

<sup>1</sup> <https://www.dffe.gov.za/legislation/publicnotices/frap>

referenced weightings as being applied to the calculation of quantum ranking. Despite this administrative error in the Delegated Authority's GPR, the actual weightings used by the Delegated Authority were correctly applied in my Provisional GPR. These same weightings have been retained here to ensure fairness and consistency in the scoring process (see table under paragraph 14).

**12.4 The information provided by entities ought to be independently verified and not simply accepted at face value:**

A comprehensive review of this nature requires a considerable amount of time and cannot be concluded within the confines of an appeals process. Such a review must adhere strictly to the principles of natural justice, including providing affected entities with an opportunity to respond to any allegations of fraud/misrepresentation that may arise from an audit or investigation.

Importantly, the MLRA provides a mechanism, under section 28 of the Act, for the revocation of rights that were granted under fraudulent information or material misrepresentation of information in the application process. While I support the view that a thorough review of the sector is necessary to ensure compliance with the legal requirements and relevant policy provisions, the appropriate avenue for undertaking such a process is through the Department's invocation of section 28 of the MLRA, rather than through the appeals process.

**12.5 Some entities expressed dissatisfaction with their balancing scores:**

In compliance with the court orders, all the appeals remitted to me for reconsideration were considered afresh, cognisant of the concerns raised in the appeals and the associated judicial review papers. The individual appeal decisions set out my findings and reasons for the scores.

- 13 The summary of comments set out above should not be interpreted to mean that each and every comment was not considered in full. I note that several of the comments submitted by various entities were identical and, in many cases, duplicated verbatim. Nonetheless, I considered all the comments and their relevance in relation to the selection of the QAM, and the allocation of rights set out herein.

**QUANTUM ALLOCATION METHODOLOGY (QAM)**

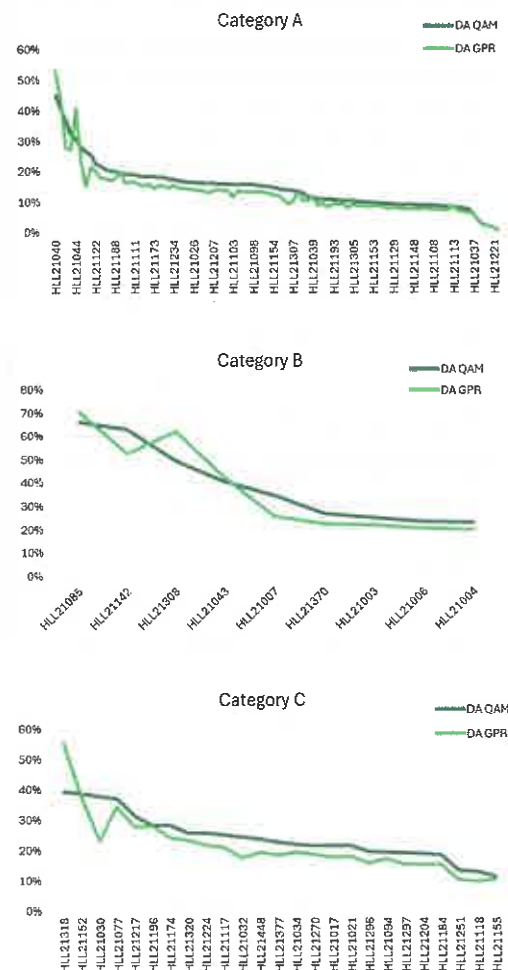
- 14 The QAM outlines the methodology used to allocate the TAC to entities who were successful in their applications or appeals.
- 15 The decision on how to allocate the limited available resource among multiple competing entities is inherently complex, polycentric, and laden with policy considerations. This complexity is aptly illustrated by

the various representations received from interested parties - each invariably advocating for a greater share of the TAC.

- 16 It is evident that, regardless of the QAM ultimately adopted, dissatisfaction among affected entities is unavoidable. This is an inherent and unfortunate consequence of having to allocate a finite and limited resource.
- 17 Several entities criticised the Provisional GPR for referencing the use of the QAM adopted by the Delegated Authority to calculate the allocation of TAC to successful entities in the sector. The primary concern was that the weightings assigned to each question to calculate the quantum score differed from those reflected in the Delegated Authority's published GPR.
- 18 Upon review of the representations, I found that the question weightings published in the Delegated Authority's GPR were not the same weightings as those *actually* used in the calculations. Instead, the quantum scores were calculated using the weightings reflected in my Provisional GPR. In other words, the Delegated Authority did not apply the weightings as published in her GPR when calculating the TAC allocations. As indicated above, this discrepancy arose from an administrative error in the Delegated Authority's GPR.

Section	Criteria	Weighting as actually applied by the DA	Weighting per DA's published GPR
6.03	Black ownership (per ton for Category A)	7.101%	5%
6.07	Payment to employee share scheme (per ton for Category A)	1.183%	8%
6.10	Wage bill to employees (per ton for Category A)	2.959%	2%
6.16	BEE procurement (per ton for Category A)	2.959%	2%
6.25	Training to HDI (per ton for Category A)	1.183%	5%
6.26	Enterprise development spend (per ton for Category A)	15.385%	5%
7.1	Permanent jobs sustained (in the sector and per ton for Category A)	14.615%	15%
7.2	Temporary jobs created (in the sector and per ton for Category A)	9.615%	7%
7.3	Provision of medical aid	7.115%	6%
7.4	Provision of provident fund	7.115%	6%
8.4	Taxes paid (per ton for Category A)	6.154%	17%
8.4	Dividends paid to shareholders (per ton for Category A)	4.615%	4%
8.4	Number of company shares issued	4.615%	4%
9.1	Land based investment (per ton for Category A)	7.692%	9%
9.4	Total insured value of vessels (per ton for Category A)	7.692%	9%
	<b>Total</b>	<b>100%</b>	<b>104%</b>

- 19 It is well established that the purpose of an internal appeal process is to review and correct errors made by the Delegated Authority in the original decision-making process. Consequently, the Appeal Authority cannot be bound or restricted by errors committed by the Delegated Authority. To do so would defeat the purpose of the internal appeal process. Instead, the Appeal Authority must freely consider whether errors were made and, if so, correct them to ensure a fair and lawful outcome. The Appeal Authority must objectively assess the merits of the original decision, identify errors – whether of fact, law or procedure – and correct them where appropriate. This is fundamental to safeguarding fairness, accountability, and the integrity of administrative justice.
- 20 Nevertheless, I compared the outcome on either version of the calculations: the weightings that were published in the Delegated Authority's published GPR (DA GPR – light green) with the weightings that were actually used by the Delegated Authority and used in my Provisional GPR (DA QAM – dark green). There are notable differences in respect of the scores allocated to several entities, as illustrated in the graphs below.



21 Guided by the objectives of the MLRA, the applicable policy directives, the court papers submitted by the various entities in their applications for judicial review, the resulting court orders, and the representations received in response to my Provisional GPR, I have resolved to adopt the following QAM for the Hake Longline sector:

21.1 Quantum allocation in the hake longline was guided by the broad principles set out in the Hake Longline Sector Specific Policy (Hake Longline Policy: 2021). The policy aims to balance broadening access to the fishery through the introduction of the new entrants, with improving the allocation to the smaller existing right holders to facilitate their meaningful participation in the fishery, while minimising negative impacts on the industry. Accordingly, the Quantum Ranking considered the data provided by entities in relation to employment and other financial indicators reflecting the benefit to the South African economy.

21.2 The data submitted by the Category A entities was assessed in conjunction with the Department's Rights Register for Category A (inclusive of amendments made during the various appeal processes) to rank the successful entities using multiple criteria. The scoring matrix was calculated in Microsoft Access which enables tracking of calculations and data updates for each successful right holder and within their respective Category. The data provided by each entity in relation to the following sections of the application form was considered and incorporated into the QAM:

21.2.1 Section 6.03: the data on ownership structure of the entity, was used to rank the entity's level of black ownership.

21.2.1.1 The total black ownership was summed for each Category A entity and then divided by the total historical allocation for 2006-2020 for that entity to determine ownership per ton.

21.2.1.2 The total black ownership was summed for each Category B and Category C entity.

21.2.2 Section 6.07: the data on employee share scheme payments was used to calculate the total capital payments made to employees holding shares during the period 2016-2020.

21.2.2.1 The sum of employee share payments was divided by the sum of the historical allocation for the period 2006-2020, for Category A entities.

21.2.2.2 The sum of employee share payments was calculated for each Category B and Category C entity.

21.2.3 Section 6.10: the data provided on employee wages was used to calculate the sum of the average monthly income across all salary levels.

21.2.3.1 The total income was then divided by the sum of the historical allocation for 2006-2020, for Category A entities.

21.2.3.2 The total income was calculated for each Category B and Category C entity.



- 21.2.4 Section 6.16: the data provided on procurement from Broad-Based Black Economic Empowerment (B-BBEE) companies was used to calculate total payments made during the period 2019-2021.
  - 21.2.4.1 The total BEE procurement payment was then divided by the sum of the historical allocation for 2006-2020, for Category A entities.
  - 21.2.4.2 The total BEE procurement payment was calculated for each Category B and Category C entity.
- 21.2.5 Section 6.25: the data provided on training and skills development was used to calculate the total cost of training to Historically Disadvantaged Individuals (HDIs) during the period 2019 to 2021.
  - 21.2.5.1 The total spend on training HDIs was then divided by the sum of the historical allocation for 2006-2020, for Category A entities.
  - 21.2.5.2 The total spend on training HDIs was calculated for each Category B and Category C entity.
- 21.2.6 Section 6.26: the data provided on enterprise development was used to calculate the total value invested in the sector per ton.
  - 21.2.6.1 The total value of enterprise development disclosed for 2019-2021 was summed and the sum divided by the sum of the historical allocation for 2006-2020 for Category A entities.
  - 21.2.6.2 The total value of enterprise development disclosed for 2019-2021 was summed for each Category B and Category C entity.
- 21.2.7 Section 7.1: the data provided on permanent employment was used to rank employment.
  - 21.2.7.1 For Category A entities, the total number of permanent employees in the hake longline sector (not across the entity) was then divided by the sum of the historical allocation for period 2006-2020.
  - 21.2.7.2 Calculated the total number of permanent employees recorded for Category B and C entities (the sector specific concern for Category A does not apply).
- 21.2.8 Section 7.2: the data provided on part-time employment was used to rank employment.
  - 21.2.8.1 The total number of part-time employees in the hake longline sector (not across the entity) was then divided by the sum of the historical allocation for the period 2006-2020, for Category A entities.
  - 21.2.8.2 The total number of part-time employees recorded was calculated for Category B and C entities.
- 21.2.9 Section 7.3: the data provided for on medical aid/support was scored 1 for yes and 0 for no/not answered – this applied across all categories.
- 21.2.10 Section 7.4: the data provided on provident funds was scored 1 for yes and 0 for no/not answered – this applied across all categories.

- 21.2.11 Section 8.4: the data provided on benefits to society was used to calculate total tax revenue contributed to the South African economy:
    - 21.2.11.1 the total tax revenue as reported for the period 2006-2021 which was then divided by the sum of the allocation for the period 2006-2020, for Category A entities;
    - 21.2.11.2 the total tax revenue as reported for the period 2006-2021 for Category B and C entities.
  - 21.2.12 Section 8.4: the data provided on benefits to society was used to calculate the total dividends paid and thus contributed to the South African economy:
    - 21.2.12.1 the total dividends as recorded for the period 2006-2021 were summed and then divided by the sum of the allocation for the period 2006-2020, for Category A entities.
    - 21.2.12.2 the total dividends as recorded for the period 2006-2021 were summed for Category B and C entities.
  - 21.2.13 Section 8.4: the data provided on benefits to society was used to calculate the total number of shares issued for 2006-2021 for each entity, regardless of category.
  - 21.2.14 Section 9.1: the data provided on investments made was used to calculate the total value of land-based investments for the period 2017-2021:
    - 21.2.14.1 the sum of land-based investments was divided by the sum of the allocation for 2006-2020 for Category A entities;
    - 21.2.14.2 the total value of land-based investments for the period 2017-2021 was calculated for Category B and C entities.
  - 21.2.15 Section 9.4: the data provided on the insured Rand value of vessels was used to estimate the total investment in vessels:
    - 21.2.15.1 the recorded insured values were summed and then divided by the historical allocation for the period 2006-2020, for Category A entities;
    - 21.2.15.2 the recorded insured values were summed for Category B and C entities.
- 22 The maximum value for each criterion within each Category was used to "normalise" the scores. This is demonstrated using the following example: in one Category, the values recorded for a particular criterion ranged from 11 900 to 7 782 350. Each value recorded by an entity in that Category was divided by the maximum value of 7 782 350. For instance,  $11\,900 \div 7\,782\,350 = 0.001529$ , resulting in a minimum score of 0.001529 and a maximum score of 1.
- 23 On closer scrutiny, I identified that in the recent provisional ranking this "normalising" process was duplicated (for instance  $0.001529 \div 7\,782\,350$ ) for Category B and C entities and has been corrected. As

stated earlier, it is well established that the purpose of an internal appeal process is to review and correct errors, and that was achieved.

- 24 Following the Delegated Authority's quantum methodology, the Hake Longline TAC was distributed among Category A, B and C right holders as follows: 82% for Category A right holders; 3% for Category B right holders; and 15% for Category C right holders.

**Category A:**

- 25 In her decision-making process, the Delegated Authority, allocated the full 82% of the Category A TAC to the 76 successful Category A entities, as reflected in her GPR. On consideration of the appeals against the Delegated Authority's decisions, the former Minister included an additional 12 Category A right holders into the sector, bringing the total number of right holders in Category A to 88 (see **Annexure A1**). Based on my reconsideration of the remitted appeals per the various court orders, the number of successful entities in Category A in the Hake Longline sector is now 90 right holders.
- 26 Notwithstanding the significant increase in the number of right holders from 76 right holders as was originally determined by the Delegated Authority to 90 right holders following my reconsideration of the remitted appeals, the limited TAC available for allocation among Category A right holders remains the same. A reduction in the TAC is thus an unavoidable consequence of the number of entities that are successful on appeal. As more entities are successful on appeal, the portion of the TAC available for allocation to each right holder necessarily decreases.
- 27 Fourteen (14) of the Category A right holders that are now successful based on my reconsideration of the remitted appeals, were not previously successful under the decision of the Delegated Authority and/or that of the former Minister. These right holders were allocated their pre-FRAP quantum of TAC as a "starting point" for the 2026 allocation, the remainder had a starting point equivalent to their current allocation (see **Annexure A2**). However, the total TAC allocated to Category A at this point amounted to 84.3859% which exceeds the 82% quantum threshold available for allocation to Category A right holders by 2.3859%.
- 28 I have thus adjusted the TAC allocated to each Category A entity proportionally, on a graduated scale, mindful of each entity's quantum ranking (see **Annexure A2**). The method adopted aims to reduce the total TAC allocated to Category A right holders by 2.3859%, whilst being cognisant of the quantum ranking of each right holder and balancing the objectives set out in section 2 of the MLRA. The result is a fair, reasonable and transparent distribution of the adjustment in TAC.

- 29 I applied the graduated scale for the adjustment of TAC as follows:
- 29.1 The highest-ranked entities receive the smallest reduction, reflecting their stronger standing.
  - 29.2 The reduction increases incrementally as we move down the ranking.
  - 29.3 The lowest-ranked entities carry a slightly larger portion of the total reduction.
  - 29.4 The change follows a linear progression, meaning the amount deducted increases at a consistent rate from top to bottom.

**Category B and C**

- 30 The Delegated Authority, in her decision-making process, allocated TAC to Category B and C right holders proportionally, based on their respective quantum ranking within each Category, as reflected in her GPR. On consideration of the appeals against the Delegated Authority's decisions, the former Minister included an additional three (3) Category B right holders into the sector, and an additional six (6) Category C right holders into the sector, bringing the total number of right holders in Category B to nine (9) and in Category C to twenty-one (21). Based on my reconsideration of the remitted appeals per the various court orders, the number of successful entities in Category B in the Hake Longline sector is nine (9) right holders and in Category C twenty-five (25) right holders (see **Annexures B1 and C1**).
- 31 Notwithstanding the significant increase in the number of right holders, the limited TAC available for allocation among Category B and C right holders remains the same. A reduction in the TAC is thus an unavoidable consequence of the number of entities that are successful on appeal. As more entities are successful on appeal, the portion of the TAC available for allocation to each right holder necessarily decreases.
- 32 The number of successful Category B right holders based on my reconsideration of the remitted appeals are the same as those determined by the former Minister.
- 33 Four (4) of the Category C entities that are now successful based on my reconsideration of the remitted appeals, were not previously successful under the decision of the Delegated Authority and/or that of the former Minister.
- 34 Quantum for Category B and C was distributed proportionally, based on quantum ranking (see **Annexures B2 and C2**). The increase in numbers of right holders, particularly in Category C, has the unavoidable consequence that quantum will decrease. The approach ensures that the adjustment is fair, transparent, and sensitive to entities' relative quantum ranking. The allocation was applied on a graduated scale:
- 34.1 The highest-ranked entities receive more allocation, reflecting their stronger standing.
  - 34.2 The allocation reduces incrementally as we move down the ranking.

34.3 The lowest-ranked entities are allocated a smaller portion of the quantum.

34.4 The change follows a linear progression, meaning the amount allocated decreases at a consistent rate from top to bottom.

35 If this method is followed strictly, the two lowest ranked right holders in both Categories would be allocated less than the minimum quantum 0.1165%. In order to prevent this, those entities were allocated the minimum and the remaining quantum for Category B (2.7670%) and Category C (14.8835%) was then allocated to the rest of each Category as described in the previous paragraph.

36 In the case of Category B, 0.1053% of the quantum remains unallocated. This was divided by 9 and distributed equally across all nine right holders. However, Category C had only 0.0040% unallocated, which could not reasonably be distributed across the 25 right holders.

## **CONCLUSION**

37 The successful entities for commercial fishing rights in the Hake Longline sector and their respective allocation of TAC are set out in the annexures to this GPR.

38 In terms of the court orders, the four (4) successful Category A entities are able to commence harvesting their right from 1 August 2025.

39 The final TAC allocations will be effective from 1 January 2026 as set out in **Annexures A3, B3 and C3**.



**DR DT GEORGE, MP**

**MINISTER OF FORESTRY, FISHERIES AND THE ENVIRONMENT**

**DATE:** 29/7/2025

**GENERAL PUBLISHED REASONS PERTAINING TO THE RECONSIDERATION OF APPEALS IN THE HAKE LONGLINE SECTOR  
FISHING RIGHT ALLOCATION PROCESS 2021/2022**

**ANNEXURE A1 - CATEGORY A**

<b>No.</b>	<b>App. No.</b>	<b>Entity</b>	<b>Score (%)</b>	<b>Final Decision</b>
1	HLL21010	Balobi Processors (Pty) Ltd	78.59	Successful
2	HLL21120	Eyethu Fishing (Pty) Ltd	77.23	Successful
3	HLL21228	Hacky Fishing (Pty) Ltd	76.14	Successful
4	HLL21292	Unathi-Wena Fishing Cc	73.38	Successful
5	HLL21223	Intlanzi Fishing (Pty) Ltd	72.54	Successful
6	HLL21323	Ulwandle Fishing (Pty) Ltd	72.11	Successful
7	HLL21002	Lm Fisheries (Pty) Ltd	71.23	Successful
8	HLL21111	Ferro Fishing (Pty) Ltd	70.78	Successful
9	HLL21188	Ocean Ukhozi Fishing (Pty) Ltd	70.72	Successful
10	HLL21276	Cape Fish Processors (Pty) Ltd	70.60	Successful
11	HLL21016	Interfish (Pty) Ltd	69.72	Successful
12	HLL21191	Masikhule Fishing CC	69.68	Successful
13	HLL21437	JFP Fishing CC	69.17	Successful
14	HLL21001	Balobi Fishing Enterprises ( Pty) Ltd	69.03	Successful
15	HLL21044	Biz Afrika 131 (Pty) Ltd	68.99	Successful
16	HLL21097	Impala Fishing (Pty) Ltd	68.75	Successful
17	HLL21026	The Cape Peninsula Linefisherman CC	68.63	Successful
18	HLL21179	AFD Fishing CC	68.32	Successful
19	HLL21234	Bluefin Holding (Pty) Ltd	68.16	Successful
20	HLL21400	Mast Fishing (Pty) Ltd	67.74	Successful
21	HLL21207	Taridor Five CC	67.72	Successful
22	HLL21303	Sceptre Fishing (Pty) Ltd	67.61	Successful
23	HLL21182	Heatwave Fishing Corporation (Pty) Ltd	67.19	Successful

**GENERAL PUBLISHED REASONS PERTAINING TO THE RECONSIDERATION OF APPEALS IN THE HAKE LONGLINE SECTOR  
FISHING RIGHT ALLOCATION PROCESS 2021/2022**

**ANNEXURE A1 - CATEGORY A**

24	HLL21057	Dyer Eiland Visserye (Edms) Bpk	67.17	Successful
25	HLL21167	Umzamowethu (Oyster Bay) Fishermens Corporation CC	66.92	Successful
26	HLL21173	TTM Fishing (Pty) Ltd	66.82	Successful
27	HLL21051	Combined Fishing Enterprises (Pty) Ltd	66.38	Successful
28	HLL21235	Cyrel Burrel Fishing CC	66.24	Successful
29	HLL21194	Valortrade 1143 CC	65.88	Successful
30	HLL21154	Saul Cloete & Vennote (Pty) Ltd	65.76	Successful
31	HLL21227	African Star Fishing (Pty) Ltd	65.44	Successful
32	HLL21334	Pakamani Fishing (Pty) Ltd	65.16	Successful
33	HLL21256	Humansdorp Community Factory Workers (Pty) Ltd	65.14	Successful
34	HLL21211	Titancor Eleven CC	64.86	Successful
35	HLL21305	Al-Aman Fishing	64.81	Successful
36	HLL21083	Yellow Star Trading 1154 (Pty) Ltd	64.56	Successful
37	HLL21113	Soundprops 1167 Investments (Pty) Ltd	64.46	Successful
38	HLL21103	Amaqobela Fishing (Pty) Ltd	64.42	Successful
39	HLL21146	Ithemba Labantu Fishing (Pty) Ltd	64.38	Successful
40	HLL21307	Ukloba Fishing (Pty) Ltd	64.32	Successful
41	HLL21205	Finman 213 CC	64.02	Successful
42	HLL21129	Westfort Fishing CC	63.80	Successful
43	HLL21098	Open Circle Projects 1 CC	63.64	Successful
44	HLL21258	Versatex Trading 249 (Pty) Ltd	63.52	Successful
45	HLL21183	Faulkner Fishing Enterprises CC	63.35	Successful
46	HLL21268	Algoa Marine Exporters (Pty)Ltd	63.34	Successful
47	HLL21237	Full Deck Investments (Pty) Ltd	62.96	Successful
48	HLL21241	The Tuna Hake Fishing Corporation Ltd	62.84	Successful
49	HLL21079	Ukuloba Kulungile Investments (Pty) Ltd	62.75	Successful
50	HLL21107	Vasco Da Gama Fishing CC	62.69	Successful

**GENERAL PUBLISHED REASONS PERTAINING TO THE RECONSIDERATION OF APPEALS IN THE HAKE LONGLINE SECTOR  
FISHING RIGHT ALLOCATION PROCESS 2021/2022**

**ANNEXURE A1 - CATEGORY A**

51	HLL21278	Solomns Fishing CC	62.68	Successful
52	HLL21023	Malibongwe Fisheries (Pty) Ltd	62.66	Successful
53	HLL21193	Activest Twenty (Pty) Ltd	62.40	Successful
54	HLL21190	Genuine Fisheries CC	62.34	Successful
55	HLL21055	Gibbiseps Visserye (Pty) Ltd	62.23	Successful
56	HLL21141	Sizabantu Fishing Corporation (Pty) Ltd	62.21	Successful
57	HLL21109	D and H Fisheries CC	62.15	Successful
58	HLL21015	Trawl Investments CC	62.09	Successful
59	HLL21148	Carina Fisheries CC	61.96	Successful
60	HLL21039	Safrika Fishing CC	61.71	Successful
61	HLL21304	Zimele Fishing Enterprises	61.59	Successful
62	HLL21327	Khulani Fishing (Pty) Ltd	61.53	Successful
63	HLL21300	Risar Fishing	61.43	Successful
64	HLL21153	Siyakha Fishing CC	61.35	Successful
65	HLL21151	Carpensis Fishing Industries (Pty) Ltd	61.18	Successful
66	HLL21324	Mossel Bay Indigenous Fisherman CC	61.14	Successful
67	HLL21040	Premier Fishing Sa (Pty) Ltd	61.02	Successful
68	HLL21156	Deus Te Ajude Fishing (Pty) Ltd	60.98	Successful
69	HLL21246	Joenardo Fishing CC	60.91	Successful
70	HLL21058	Hentiq 1173 (Pty)Ltd	60.63	Successful
71	HLL21122	Nalitha Fishing Group (Pty) Ltd	60.40	Successful
72	HLL21157	Vm Young Visserye Bk	60.17	Successful
73	HLL21265	Siyabona Fishing (Pty) Ltd	60.08	Successful
74	HLL21160	I Fortune And Crew Proprietary Limited	59.94	Successful
75	HLL21037	Nati Si Nako Fishing CC	59.72	Successful
76	HLL21069	Pike Rock Fishing Corp CC	59.70	Successful
77	HLL21214	Diablo Trade 113 (Pty) Ltd	59.39	Successful



**GENERAL PUBLISHED REASONS PERTAINING TO THE RECONSIDERATION OF APPEALS IN THE HAKE LONGLINE SECTOR  
FISHING RIGHT ALLOCATION PROCESS 2021/2022**

**ANNEXURE A1 - CATEGORY A**

78	HLL21221	Pellsrus Historical Fishing Corporation CC	59.35	Successful
79	HLL21189	Yeyethu Fishing (Pty) Ltd	58.96	Successful
80	HLL21269	J&J Visserye	58.30	Successful
81	HLL21335	NPS Agencies CC	58.15	Successful
82	HLL21108	Maintenance Fishing CC	57.94	Successful
83	HLL21101	Kupukani Fishing (Pty) Ltd	57.60	Successful
84	HLL21052	Alicente Fishing (Pty) Ltd	57.49	Successful
85	HLL21238	Petersen's Fishing Enterprises CC	56.90	Successful
86	HLL21029	Blue Venture Fishing (Pty) Ltd	56.67	Successful
87	HLL21346	Trade-Off 65 (Pty) Ltd	56.47	Successful
88	HLL21086	Alice Community Fishing Enterprise CC	56.21	Successful
89	HLL21042	Rainbow Nation Fishing CC	56.17	Successful
90	HLL21295	Kusasa Commodities 63 (Pty) Ltd	55.24	Successful
91	HLL21131	Ezabantu Fishing (Pty) Ltd	54.92	Unsuccessful
92	HLL21353	Rietvlei Fishing CC	53.73	Unsuccessful
93	HLL21364	Starmark Trading (Pty) Ltd	52.88	Unsuccessful
94	HLL21440	Reiger Visserye Bk	51.72	Unsuccessful
95	HLL21302	Scotshe Kloof Fishery CC	51.67	Unsuccessful
96	HLL21379	Bafiaansberg (Pty) Ltd	51.54	Unsuccessful
97	HLL21414	Henbase 2361 CC	51.10	Unsuccessful
98	HLL21096	J-Bay Squid Catchers (Pty) Ltd	49.92	Unsuccessful
100	HLL21438	Laaggety Visserye CC	48.13	Unsuccessful
101	HLL21195	Yourtrade 19 CC	47.13	Unsuccessful
102	HLL21429	Injectrade1100 CC	46.81	Unsuccessful
103	HLL21143	SLH Fishers (Pty) Ltd	61.53	Excluded
104	HLL21290	Calamari Fishing (Pty) Ltd	56.88	Excluded
105	HLL21312	Pimpano Sixteen CC	49.85	Excluded

GENERAL PUBLISHED REASONS PERTAINING TO THE RECONSIDERATION OF APPEALS IN THE HAKE LONGLINE SECTOR  
FISHING RIGHT ALLOCATION PROCESS 2021/2022

ANNEXURE A1 - CATEGORY A

106	HLL21536	Simunye Fishermen CC	39.49	Excluded
107	HLL21525	Govest Eight	38.00	Excluded
108	HLL21508	V G Newman CC	37.02	Excluded

## Annexure A2

## Category A

9-9 a iv quantum ranking - cat A DA QAM

Source	Applicant	Registered	Quantum Rank	Pre-FRAP	DA	Current	Starting point	Quantum
DA QAM	HU21295	KULSASA C	0.679	0.4993		0.4314	0.4314	
DA QAM	HU21221	PELUSAS	1.402	0.6924		0.5913	0.5913	
DA QAM	HU21346	TRADE OF	2.210	0.9444		0.9444	0.9444	
DA QAM	HU21269	J&J Visser	2.382	0.5441	0.5504	0.4755	0.4755	
DA QAM	HU21265	Siyabona	3.800	0.6015		0.5136	0.5136	
DA QAM	HU21057	Netsi si Nal	5.760	0.3916	0.4043	0.3533	0.3533	
DA QAM	HU21241	The Tuna	7.400	6.7322	6.7322	5.6814	5.6814	
DA QAM	HU21103	Kupukani	7.822	1.2785		1.0790	1.0790	
DA QAM	HU21304	Zimele Fis	7.998	0.7717	0.8478	0.7155	0.7155	
DA QAM	HU21113	Soundpro	8.140	0.6859	0.7049	0.5949	0.5949	
DA QAM	HU21238	Petersen	8.260	0.4868		0.4206	0.4206	
DA QAM	HU21335	NPS Agen	8.560	0.5532		0.4779	0.4779	
DA QAM	HU21237	Full Deck	8.604	1.0600	1.0980	0.9266	0.9266	
DA QAM	HU21108	Maintenai	8.733	0.7817		0.6597	0.6597	
DA QAM	HU21052	Alimente F	8.738	1.0261		0.8659	0.8659	
DA QAM	HU21086	ALICE COH	8.744	0.6208		0.6208	0.6208	
DA QAM	HU21183	Faulkner	8.774	0.7482	0.7799	0.6582	0.6582	
DA QAM	HU21148	CARINA F	8.890	0.4993	0.4993	0.4313	0.4313	
DA QAM	HU21151	Carpensis	8.901	0.3955	0.3955	0.3456	0.3456	
DA QAM	HU21157	JM Young	8.974	0.6385	0.6966	0.5940	0.5940	
DA QAM	HU21069	Pike Rock	9.036	0.6035		0.5136	0.5136	
DA QAM	HU21129	Westfort	9.163	0.4809	0.5315	0.4593	0.4593	
DA QAM	HU21130	Genuine F	9.171	0.5632	0.6266	0.5351	0.5351	
DA QAM	HU21058	Hentiq 11	9.336	0.9151	0.8596	0.7259	0.7259	
DA QAM	HU21334	Pakamani	9.525	2.2285	2.3236	1.9609	1.9609	
DA QAM	HU21153	Siyakha F	9.575	0.7141		0.6026	0.6026	
DA QAM	HU21042	Rainbow F	9.808	0.7607		0.6420	0.6420	
DA QAM	HU21300	Risar Fishi	9.865	1.1079		0.9350	0.9350	
DA QAM	HU21189	Yeyethu F	10.099	0.4537		0.3965	0.3965	
DA QAM	HU21305	Al-Aman F	10.301	0.7817	0.8514	0.7185	0.7185	
DA QAM	HU21107	Vasco Da	10.338	0.8356	0.9561	0.8069	0.8069	
DA QAM	HU21055	Gibbisepe	10.406	0.4843	0.5421	0.4683	0.4683	
DA QAM	HU21156	DEUS TE A	10.458	0.7441	0.8456	0.7136	0.7136	
DA QAM	HU21193	Activest T	10.689	0.6674	0.7562	0.6382	0.6382	
DA QAM	HU21109	D and H F	10.746	0.8230	0.9621	0.8119	0.8119	
DA QAM	HU21235	Cyrel Burr	10.786	0.8707	0.9531	0.8043	0.8043	
DA QAM	HU21324	Mossel Ba	10.891	0.8866		0.7482	0.7482	
DA QAM	HU21039	Safrika Fis	11.627	0.5200	0.5459	0.4711	0.4711	
DA QAM	HU21246	Joanardo	11.712	0.8356	0.9624	0.8122	0.8122	
DA QAM	HU21228	Hacky Fis	12.901	1.0736	1.1878	1.0024	1.0024	
DA QAM	HU21146	Ithemba F	13.309	0.5532	0.7181	0.6060	0.6060	
DA QAM	HU21307	Uklobo Fis	13.709	2.5303	2.6888	2.2691	2.2691	
DA QAM	HU21015	Trawl Invi	13.767	0.4809	0.6521	0.5568	0.5568	
DA QAM	HU21437	JFF Fishin	13.793	0.7817	0.9212	0.7774	0.7774	
DA QAM	HU21079	Ukulobha K	14.231	3.8419		3.2422	3.2422	
DA QAM	HU21154	Saul Cloet	14.832	2.4370	2.5829	2.1797	2.1797	
DA QAM	HU21214	DABLO TF	15.028	1.0022		0.8458	0.8458	
DA QAM	HU21327	Khulani Fi	15.162	0.8151		0.6879	0.6879	
DA QAM	HU21323	Ulwandle	15.426	3.7581	3.7581	3.1715	3.1715	
DA QAM	HU21098	OPEN CIR	15.538	0.5775	0.7051	0.5950	0.5950	
DA QAM	HU21023	MAUBON	15.588	0.5200	0.7166	0.6047	0.6047	
DA QAM	HU21298	VERSALEX	15.646	1.0190	1.2389	1.0366	1.0366	
DA QAM	HU21097	Impala Fis	15.687	1.1827	1.3983	1.1800	1.1800	
DA QAM	HU21103	Amagobe	15.697	0.5200	0.6722	0.5740	0.5740	
DA QAM	HU21167	UMZAMO	15.775	0.5532		0.4779	0.4779	
DA QAM	HU21160	FORTUNI	15.879	0.8028		0.6775	0.6775	
DA QAM	HU21256	Humansd	15.944	0.7616	1.0850	0.9156	0.9156	
DA QAM	HU21207	Taridor Fis	16.025	0.5826	0.7665	0.6469	0.6469	
DA QAM	HU21278	Solomons	16.028	0.4642	0.7305	0.6165	0.6165	
DA QAM	HU21268	ALGODA W	16.072	0.6674	0.8704	0.7345	0.7345	
DA QAM	HU21211	Titanor E	16.275	0.4163	0.6446	0.5504	0.5504	
DA QAM	HU21026	The Cape	16.325	0.6924	0.8827	0.7449	0.7449	
DA QAM	HU21061	Combinec	16.406	0.8073	1.0927	0.9221	0.9221	
DA QAM	HU21227	African St	16.735	0.4207	0.6553	0.5596	0.5596	
DA QAM	HU21141	Sizabantu	16.832	0.7132	0.9351	0.7891	0.7891	
DA QAM	HU21234	Bluefin K	17.325	0.3955	0.6873	0.5869	0.5869	
DA QAM	HU21194	Valortradi	17.394	0.4993	0.7403	0.6247	0.6247	
DA QAM	HU21223	Indlani Fi	18.021	1.1756	1.4729	1.2008	1.2008	
DA QAM	HU21182	Heatwave	18.086	0.5867	0.8467	0.7145	0.7145	
DA QAM	HU21173	TTM Fishi	18.221	0.5200	0.8624	0.7278	0.7278	
DA QAM	HU21276	Cape Fish	18.280	0.6795	0.9585	0.8089	0.8089	
DA QAM	HU21083	Yellow St	18.353	0.7330		0.6186	0.6186	
DA QAM	HU21191	Masikhulu	18.441	0.8443	1.0979	0.9265	0.9265	
DA QAM	HU21111	Ferry Fish	18.920	0.5275	0.8446	0.7128	0.7128	
DA QAM	HU21292	Unathi-W	19.094	0.7840	1.0567	0.8918	0.8918	
DA QAM	HU21400	Mast Fishi	19.094	0.7482	1.0463	0.8830	0.8830	
DA QAM	HU21303	Sceptre Fi	19.491	0.8653	1.2141	1.0246	1.0246	
DA QAM	HU21188	Ocean Uki	20.128	1.2001	1.5045	1.2897	1.2897	
DA QAM	HU21002	LM Fisher	20.182	1.1607	1.4968	1.2632	1.2632	
DA QAM	HU21179	AFD Fishi	20.648	0.4537	0.7645	0.6452	0.6452	
DA QAM	HU21016	Interfish	21.895	2.0880	2.4178	2.0404	2.0404	
DA QAM	HU21122	Nalithe Fi	22.543	5.1244	5.1244	4.3245	4.3245	
DA QAM	HU21001	Balobi Fis	23.369	0.8911	1.2716	1.0731	1.0731	
DA QAM	HU21057	Dyer Eilan	26.512	0.8480	1.2159	1.0261	1.0261	
DA QAM	HU21205	Finman 21	27.923	0.1165	0.4780	0.4129	0.4129	
DA QAM	HU21044	Biz Afrika	30.630	1.7927	2.1668	1.8286	1.8286	
DA QAM	HU21010	Balobi Pro	32.250	0.9052	1.2603	1.0636	1.0636	
DA QAM	HU21029	Blue Vent	36.964	0.3916		0.3422	0.3422	
DA QAM	HU21120	Eyethu Fis	40.493	0.6015	0.6015	0.5136	0.5136	
DA QAM	HU21040	Premier F	45.165	0.5059	0.8927	0.7534	0.7534	

82.000000

Quantum check

Quantum for Cat A (remaining)

84.3859

Quantum for Cat B

3.0000

Quantum for Cat C

15.0000

Overall/located Quantum

2.3859

Number of successful applicants

90

Slope

0.02622

0

-2.38590

1

-0.05244

0.02198

-2.35968

2

-0.05185

0.02173

-2.33346

3

-0.05127

0.02149

-2.30724

4

-0.05069

0.02125

-2.28103

5

-0.05011

0.02100

-2.25481

6

-0.04952

0.02076

-2.22859

7

-0.04894

0.02051

-2.20237

8

-0.04836

0.02027

-2.17615

9

-0.04778

0.02002

-2.14993

10

-0.04719

0.01978

-2.12371

11

-0.04661

0.01954

-2.09749

12

-0.04603

0.01929

-2.07128

13

-0.04545

0.01905

-2.04506

14

-0.04486

0.01880

-2.01884

15

-0.04428

0.01856

-1.99262

16

-0.04370

0.01832

-1.96640

17

-0.04312

0.01807

-1.94018

18

-0.04253

0.01783

-1.91396

19

-0.04195

0.01758

-1.88775

20

-0.04137

0.01734

-1.86153

21

-0.04078

0.01709

-1.83531

22

-0.04020

0.01685

-1.80909

23

-0.03962

0.01661

-1.78287

24

-0.03904

0.01636

-1.75665

25

-0.03845

0.01612

-1.

**GENERAL PUBLISHED REASONS PERTAINING TO THE RECONSIDERATION OF APPEALS IN THE HAKE LONGLINE SECTOR  
FISHING RIGHT ALLOCATION PROCESS 2021/2022**

**Annexure A3 - Category A**

<b>No</b>	<b>Application No</b>	<b>Registered Name</b>	<b>QAM Weighting applied by the DA</b>	<b>QAM Weighting published per DA GPR</b>	<b>Current TAC Allocation</b>	<b>TAC Allocation as of 1 Aug 2025</b>	<b>TAC Allocation as of 1 Jan 2026</b>
1	HLL21040	Premier Fishing SA (Pty) Ltd	45,17%	53,05%	0,7534	0,7534	0,7528
2	HLL21120	Eyethu Fishing (Pty) Ltd	40,49%	43,30%	0,5136	0,5136	0,5124
3	HLL21029	Blue Venture Fishing (Pty) Ltd	36,98%	27,78%	0,3422	0,3422	0,3405
4	HLL21010	Balobi Processors (Pty) Ltd	32,25%	27,24%	1,0636	1,0636	1,0613
5	HLL21044	Biz Afrika 131 (Pty) Ltd	30,63%	40,88%	1,8286	1,8286	1,8257
6	HLL21205	Finman 213 CC	27,92%	23,68%	0,4129	0,4129	0,4094
7	HLL21057	Dyer Eiland Visserye (Edms) Bpk	26,51%	14,93%	1,0261	1,0261	1,0220
8	HLL21001	Balobi Fishing Enterprises (Pty) Ltd	25,37%	21,67%	1,0731	1,0731	1,0684
9	HLL21122	Nalitha Fishing Group (Pty) Ltd	22,54%	20,02%	4,3245	4,3245	4,3193
10	HLL21016	Interfish (Pty) Ltd	21,90%	17,85%	2,0404	2,0404	2,0346
11	HLL21179	AFD Fishing CC	20,65%	17,79%	0,6452	0,6452	0,6388
12	HLL21002	LM Fisheries (Pty) Ltd	20,18%	16,85%	1,2632	1,2632	1,2562
13	HLL21188	Ocean Ukhozi Fishing (Pty) Ltd	20,13%	17,65%	1,2697	1,2697	1,2621
14	HLL21303	Sceptre Fishing (Pty) Ltd	19,49%	19,97%	1,0246	1,0246	1,0164
15	HLL21400	Mast Fishing (Pty) Ltd	19,08%	15,97%	0,8830	0,8830	0,8743
16	HLL21292	Unathi-Wena Fishing CC	19,03%	16,41%	0,8918	0,8918	0,8825
17	HLL21111	Ferro Fishing (Pty) Ltd	18,92%	16,45%	0,7128	0,7128	0,7029
18	HLL21191	Masikhule Fishing CC	18,44%	15,64%	0,9265	0,9265	0,9160
19	HLL21083	Yellow Star Trading 1154 (Pty) Ltd	18,35%	15,30%	0,6186	0,6186	0,6075
20	HLL21276	Cape Fish Processors (Pty) Ltd	18,28%	15,90%	0,8089	0,8089	0,7972
21	HLL21173	TTM Fishing (Pty) Ltd	18,22%	14,30%	0,7278	0,7278	0,7156
22	HLL21182	Heatwave Fishing Corporation (Pty) Ltd	18,09%	15,46%	0,7145	0,7145	0,7017
23	HLL21223	Intlanzi Fishing (Pty) Ltd	18,02%	15,23%	1,2008	1,2008	1,1874
24	HLL21194	Valortrade 1143 CC	17,39%	14,61%	0,6247	0,6247	0,6107
25	HLL21234	Bluefin Holding (Pty) Ltd	17,32%	15,56%	0,5869	0,5869	0,5723
26	HLL21141	Sizabantu Fishing Corporation (Pty) Ltd	16,83%	14,20%	0,7891	0,7891	0,7740
27	HLL21227	African Star Fishing (Pty) Ltd	16,74%	14,45%	0,5596	0,5596	0,5439
28	HLL21051	Combined Fishing Enterprises (Pty) Ltd	16,41%	14,06%	0,9221	0,9221	0,9058
29	HLL21026	The Cape Peninsula Linefisherman CC	16,32%	14,03%	0,7449	0,7449	0,7280

**GENERAL PUBLISHED REASONS PERTAINING TO THE RECONSIDERATION OF APPEALS IN THE HAKE LONGLINE SECTOR  
FISHING RIGHT ALLOCATION PROCESS 2021/2022**

**Annexure A3 - Category A**

30	HLL21211	Titancor Eleven CC	16,27%	13,66%	0,5504	0,5504	0,5329
31	HLL21268	Algoa Marine Exporters(Pty) Ltd	16,07%	13,62%	0,7345	0,7345	0,7164
32	HLL21278	Solomons Fishing CC	16,03%	13,04%	0,6165	0,6165	0,5979
33	HLL21207	Taridor Five CC	16,02%	13,53%	0,6469	0,6469	0,6277
34	HLL21256	Humansdorp Community Factory Workers (Pty) Ltd	15,94%	14,15%	0,9156	0,9156	0,8958
35	HLL21160	I Fortune And Crew Proprietary Limited	15,88%	13,52%		0,6775	0,6571
36	HLL21167	Umzamowethu (Oyster Bay) Fishermens Corporation CC	15,77%	13,62%	0,4779	0,4779	0,4569
37	HLL21103	Amaqobela Fishing (Pty) Ltd	15,70%	11,34%	0,5740	0,5740	0,5524
38	HLL21097	Impala Fishing (Pty) Ltd	15,69%	13,68%	1,1800	1,1800	1,1579
39	HLL21258	Versatex Trading 249 (Pty) Ltd	15,65%	13,22%	1,0366	1,0366	1,0139
40	HLL21023	Malibongwe Fisheries (Pty) Ltd	15,59%	13,19%	0,6047	0,6047	0,5814
41	HLL21098	Open Circle Projects 1 CC	15,54%	13,24%	0,5950	0,5950	0,5711
42	HLL21323	Ulwandle Fishing (Pty) Ltd	15,43%	13,23%	3,1715	3,1715	3,1470
43	HLL21327	Khulani Fishing (Pty) Ltd	15,16%	13,23%		0,6879	0,6628
44	HLL21214	Diablo Trade 113 (Pty) Ltd	15,02%	12,75%	0,8458	0,8458	0,8202
45	HLL21154	Saul Cloete & Vernote (Pty) Ltd	14,83%	12,35%	2,1797	2,1797	2,1535
46	HLL21079	Ukuloba Kulungile Investments (Pty) Ltd	14,23%	12,00%	3,2422	3,2422	3,2154
47	HLL21437	JFP Fishing CC	13,79%	10,97%	0,7774	0,7774	0,7500
48	HLL21015	Trawl Investments CC	13,77%	9,11%	0,5568	0,5568	0,5288
49	HLL21307	Ukloba Fishing (Pty) Ltd	13,71%	10,09%	2,2691	2,2691	2,2406
50	HLL21146	Ithemba Labantu Fishing (Pty) Ltd	13,31%	12,91%	0,6060	0,6060	0,5769
51	HLL21228	Hacky Fishing (Pty) Ltd	12,90%	10,54%	1,0024	1,0024	0,9727
52	HLL21246	Joenardo Fishing CC	11,71%	10,25%	0,8122	0,8122	0,7819
53	HLL21039	Safrika Fishing CC	11,63%	11,68%	0,4711	0,4711	0,4402
54	HLL21324	Mossel Bay Indigenous Fisherman CC	10,89%	8,84%	0,7482	0,7482	0,7167
55	HLL21235	Cyrel Burrel Fishing CC	10,79%	9,39%	0,8043	0,8043	0,7723
56	HLL21109	D and H Fisheries CC	10,75%	7,99%	0,8119	0,8119	0,7793
57	HLL21193	Activest Twenty (Pty) Ltd	10,69%	9,37%	0,6382	0,6382	0,6050
58	HLL21156	Deus Te Ajude Fishing (Pty) Ltd	10,46%	9,03%	0,7136	0,7136	0,6798
59	HLL21055	Gibbisepe Visserye Pty Ltd	10,41%	9,34%	0,4683	0,4683	0,4339
60	HLL21107	Vasco Da Gama Fishing CC	10,34%	7,76%	0,8069	0,8069	0,7719
61	HLL21305	Al-Aman Fishing	10,30%	9,10%	0,7185	0,7185	0,6830

**GENERAL PUBLISHED REASONS PERTAINING TO THE RECONSIDERATION OF APPEALS IN THE HAKE LONGLINE SECTOR**  
**FISHING RIGHT ALLOCATION PROCESS 2021/2022**

**Annexure A3 - Category A**

62	HLL21189	Yeyethu Fishing (Pty) Ltd	10,10%	8,56%	0,3965	0,3965	0,3604
63	HLL21300	Risar Fishing	9,86%	8,69%	0,9350	0,9350	0,8983
64	HLL21042	Rainbow Nation Fishing CC	9,81%	8,23%		0,6420	0,6047
65	HLL21153	Siyakha Fishing CC	9,57%	8,52%	0,6026	0,6026	0,5647
66	HLL21334	Pakamani Fishing (Pty) Ltd	9,53%	8,56%	1,9609	1,9609	1,9224
67	HLL21058	Hentiq 1173 (Pty) Ltd	9,34%	8,27%	0,7253	0,7253	0,6863
68	HLL21190	Genuine Fisheries CC	9,17%	7,68%	0,5351	0,5351	0,4955
69	HLL21129	Westfort Fishing CC	9,16%	8,07%	0,4593	0,4593	0,4191
70	HLL21069	Pike Rock Fishing Corp CC	9,04%	7,58%	0,5136	0,5136	0,4728
71	HLL21157	VM Young Visserye Bk	8,97%	7,75%	0,5940	0,5940	0,5526
72	HLL21151	Carpensis Fishing Industries (Pty) Ltd	8,90%	7,51%	0,3456	0,3456	0,3037
73	HLL21148	Carina Fisheries CC	8,89%	7,69%	0,4313	0,4313	0,3888
74	HLL21183	Faulkner Fishing Enterprises CC	8,77%	7,53%	0,6582	0,6582	0,6151
75	HLL21086	Alice Community Fishing Enterprise CC	8,74%	7,67%			0,5771
76	HLL21052	Alicente Fishing (Pty) Ltd	8,74%	7,62%	0,8659	0,8659	0,8216
77	HLL21108	Maintenance Fishing CC	8,73%	7,27%	0,6597	0,6597	0,6148
78	HLL21237	Full Deck Investments (Pty) Ltd	8,60%	7,37%	0,9266	0,9266	0,8812
79	HLL21335	NPS Agencies CC	8,56%	7,19%	0,4779	0,4779	0,4319
80	HLL21238	Petersen's Fishing Enterprises CC	8,26%	6,88%	0,4206	0,4206	0,3740
81	HLL21113	Soundprops 1167 Investments (Pty) Ltd	8,14%	8,78%	0,5949	0,5949	0,5477
82	HLL21304	Zimele Fishing Enterprises	8,00%	6,88%	0,7155	0,7155	0,6677
83	HLL21101	Kupukani Fishing (Pty) Ltd	7,82%	6,60%	1,0790	1,0790	1,0306
84	HLL21241	The Tuna Hake Fishing Corporation Ltd	7,40%	6,33%	5,6814	5,6814	5,6325
85	HLL21037	Nati si Nako Fishing CC	5,76%	5,76%	0,3533	0,3533	0,3038
86	HLL21265	Siyabona Fishing (Pty) Ltd	3,80%	3,58%		0,5136	0,4635
87	HLL21269	J&J Visserye	2,38%	2,15%	0,4755	0,4755	0,4248
88	HLL21346	Trade-Off 65 (Pty) Ltd	2,21%	2,21%			0,8931
89	HLL21221	Pellinus Historical Fishing Corporation CC	1,40%	1,42%	0,5913	0,5913	0,5394
90	HLL21295	Kusasa Commodities 63 (Pty) Ltd	0,68%	0,54%	0,4314	0,4314	0,3790

**GENERAL PUBLISHED REASONS PERTAINING TO THE RECONSIDERATION OF APPEALS IN THE HAKE LONGLINE SECTOR  
FISHING RIGHT ALLOCATION PROCESS 2021/2022**

**ANNEXURE B1 - CATEGORY B**

<b>No</b>	<b>App. No.</b>	<b>Entity</b>	<b>Score (%)</b>	<b>Final Decision</b>
1	HLL21085	Seavuna Fishing Co (Pty) Ltd	89.34	Successful
2	HLL21308	Gansbaai Marine (Pty) Ltd	84.75	Successful
3	HLL21142	Atlantis Seafood Products (Pty) Ltd	82.76	Successful
4	HLL21004	The Jenny Fishing Enterprises (Pty) Ltd	79.96	Successful
5	HLL21007	GGA Fishing Enterprises (Pty) Ltd	79.36	Successful
6	HLL21006	MTV Fishing St Francis Bay (Pty) Ltd	79.33	Successful
7	HLL21370	Canan Fishing (Pty) Ltd	79.33	Successful
8	HLL21043	West Point Fishing Corporation (Pty) Ltd	78.77	Successful
9	HLL21003	Rustee (Pty) Ltd	76.89	Successful
10	HLL21261	Mayibuye Fishing (Pty) Ltd	76.48	Unsuccessful
11	HLL21175	Copper Moon Trading 612 (Pty) Ltd	74.62	Unsuccessful
12	HLL21079	Ukuloba Kulungile Investments (Pty) Ltd	73.24	Unsuccessful
13	HLL21252	Bayana Bayana Fishing CC	71.98	Unsuccessful
14	HLL21132	GSA Ocean Products (Pty) Ltd	71.42	Unsuccessful
15	HLL21262	Zimkhitha Fishing (Pty) Ltd	70.50	Unsuccessful
16	HLL21271	Kalmia Trading 1001 CC	70.16	Unsuccessful
17	HLL21033	JC Fishing CC	70.08	Unsuccessful
18	HLL21260	Chetty's Fisheries CC	70.00	Unsuccessful
19	HLL21494	Argento Trading 69 CC	69.51	Unsuccessful
20	HLL21009	Ingwe Emnyama Fishing Enterprises (Pty) Ltd	69.38	Unsuccessful
21	HLL21480	Moby Dick Fishing Enterprises CC	69.14	Unsuccessful
22	HLL21236	Dewmist Investments CC	69.02	Unsuccessful
23	HLL21008	El Calamar (Pty) Ltd	68.38	Unsuccessful

**GENERAL PUBLISHED REASONS PERTAINING TO THE RECONSIDERATION OF APPEALS IN THE HAKE LONGLINE SECTOR  
FISHING RIGHT ALLOCATION PROCESS 2021/2022**

**ANNEXURE B1 - CATEGORY B**

24	HLL21185	JNC Fishing Pty Ltd	67.70	Unsuccessful
25	HLL21233	Sneeuberg Fishing (Pty) Ltd	67.41	Unsuccessful
26	HLL21150	Jurassic Fishing Industries (Pty) Ltd	66.97	Unsuccessful
27	HLL21163	South West Trawlers CC	66.96	Unsuccessful
28	HLL21279	MFV Alberleze Vessel Company (Pty) Ltd	66.62	Unsuccessful
29	HLL21130	MJM Casula Fishing CC	66.52	Unsuccessful
30	HLL21147	Precious Prospect Trading 110 (Pty) Ltd	66.40	Unsuccessful
31	HLL21161	Mictel Fishing CC	66.36	Unsuccessful
32	HLL21274	Prima Seevisserye (Pty) Ltd	66.13	Unsuccessful
33	HLL21126	At All Times Fishing (Pty) Ltd	65.89	Unsuccessful
34	HLL21169	Trade Factor Sixteen (Pty) Ltd	65.68	Unsuccessful
35	HLL21106	MFV Westerdam (Pty) Ltd	65.67	Unsuccessful
36	HLL21239	Rooiberg Bay Fishing CC	65.50	Unsuccessful
37	HLL21059	AX Fishing (Pty) Ltd	65.38	Unsuccessful
38	HLL21038	Masomelele Fishing (Pty) Ltd	65.31	Unsuccessful
39	HLL21078	Fisherman Fresh CC	64.67	Unsuccessful
40	HLL21200	Mosgus Fishing And Exporters No 1 CC	64.63	Unsuccessful
41	HLL21287	Houtbay Fishermans Widows Association No 2	64.58	Unsuccessful
42	HLL21134	Zelpy 2152 (Pty) Ltd	64.52	Unsuccessful
43	HLL21219	Radiant Fishing CC	64.28	Unsuccessful
44	HLL21140	Trade Factor Fifteen (Pty) Ltd	63.96	Unsuccessful
45	HLL21371	Nascimento Fishing CC	63.88	Unsuccessful
46	HLL21289	Braxton Security Services CC	63.87	Unsuccessful
47	HLL21277	ANG Jerry Fishing CC	63.86	Unsuccessful
48	HLL21315	Trademane (Pty) Ltd	63.68	Unsuccessful



**GENERAL PUBLISHED REASONS PERTAINING TO THE RECONSIDERATION OF APPEALS IN THE HAKE LONGLINE SECTOR  
FISHING RIGHT ALLOCATION PROCESS 2021/2022**

**ANNEXURE B1 - CATEGORY B**

49	HLL21053	Batsilva (Pty) Ltd	63.54	Unsuccessful
50	HLL21198	Sijubilye Fishing (Pty) Ltd	63.29	Unsuccessful
51	HLL21025	Spa Fishing (Pty) Ltd	63.28	Unsuccessful
52	HLL21088	Chapmans Seafood Company (Pty) Ltd	63.12	Unsuccessful
53	HLL21082	Fernandes Fishing CC	62.93	Unsuccessful
54	HLL21404	Imizamoyethu Fishing (Pty) Ltd	62.74	Unsuccessful
55	HLL21477	Timowize (Pty) Ltd	62.53	Unsuccessful
56	HLL21080	Ocean Rocket Fishing CC	62.39	Unsuccessful
57	HLL21125	Joville Fishing CC	62.05	Unsuccessful
58	HLL21165	Cape Ithemba Fishing (Pty) Ltd	62.01	Unsuccessful
59	HLL21104	Moniz Fisheries (Pty) Ltd	61.95	Unsuccessful
60	HLL21226	EW Smith Fishing CC	61.86	Unsuccessful
61	HLL21186	Red Hawk Fishing CC	61.76	Unsuccessful
62	HLL21220	South African Fishing Empowerment Corporation (Pty) Ltd	61.75	Unsuccessful
63	HLL21216	Mount Pleasant Fishing (Pty) Ltd	61.44	Unsuccessful
64	HLL21045	Ithuba Yethu Fishing (Pty) Ltd	61.16	Unsuccessful
65	HLL21310	Sagittarius Fisheries(Pty) Ltd	61.12	Unsuccessful
66	HLL21468	Sevlac Investments No.51 CC	61.03	Unsuccessful
67	HLL21067	Helena Rossouw Fishing CC	59.89	Unsuccessful
68	HLL21443	Changing Tide 113 (Pty) Ltd	59.72	Unsuccessful
69	HLL21123	Windhoek Fishing (Pty) Ltd	59.55	Unsuccessful
70	HLL21164	Rocket Trading 35 CC	58.87	Unsuccessful
71	HLL21192	Ikamvalethu Fishing (Pty) Ltd	58.87	Unsuccessful
72	HLL21243	Via Comdeus Fishing CC	58.79	Unsuccessful
73	HLL21068	Palzet Visserye	58.75	Unsuccessful

**GENERAL PUBLISHED REASONS PERTAINING TO THE RECONSIDERATION OF APPEALS IN THE HAKE LONGLINE SECTOR  
FISHING RIGHT ALLOCATION PROCESS 2021/2022**

**ANNEXURE B1 - CATEGORY B**

74	HLL21213	Penguin Visserye CC	58.19	Unsuccessful
75	HLL21201	Balelo And Santos Fishing CC	58.17	Unsuccessful
76	HLL21244	Yoluntu Sea Products CC	57.99	Unsuccessful
77	HLL21245	Dippa Distributors (Pty) Ltd	57.04	Unsuccessful
78	HLL21390	Biz Afrika 32 (Pty) Ltd	56.16	Unsuccessful
79	HLL21372	A Penglides (Pty) Ltd	56.02	Unsuccessful
80	HLL21124	Douglas H Fishing (Pty) Ltd	55.93	Unsuccessful
81	HLL21054	Trakprops 22 (Pty) Ltd	55.91	Unsuccessful
82	HLL21470	Clipper Fishing CC	55.26	Unsuccessful
83	HLL21240	Sibange Fishing (Pty) Ltd	54.62	Unsuccessful
84	HLL21095	Mnajama Trading (Pty) Ltd	54.34	Unsuccessful
85	HLL21495	Raaff Fisheries CC	54.01	Unsuccessful
86	HLL21493	Marinata Vissersvroue Organisasie CC	53.88	Unsuccessful
87	HLL21249	Finecorp Trading 113 CC	53.42	Unsuccessful
88	HLL21197	Sheatrade 34 CC	53.06	Unsuccessful
89	HLL21365	Xstinct Trading	52.77	Unsuccessful
90	HLL21402	Shazul Trading And Investments	52.67	Unsuccessful
91	HLL21267	Community Workers Fishing Enterprises (Pty) Ltd	52.21	Unsuccessful
92	HLL21317	Konsortia Consultancy CC	51.80	Unsuccessful
93	HLL21476	Siyaphuhlisa Trading (Pty) Ltd	51.55	Unsuccessful
94	HLL21466	Lavender Moon Trading 49 CC	51.39	Unsuccessful
95	HLL21403	Hawston Seafarms Foundation NPC	51.24	Unsuccessful
96	HLL21288	Pelikaan Visserye (Pty) Ltd	51.10	Unsuccessful
97	HLL21145	Boventrek Beleggings (Pty) Ltd	51.08	Unsuccessful
98	HLL21457	Palm Springs Fishing	50.93	Unsuccessful

**GENERAL PUBLISHED REASONS PERTAINING TO THE RECONSIDERATION OF APPEALS IN THE HAKE LONGLINE SECTOR  
FISHING RIGHT ALLOCATION PROCESS 2021/2022**

**ANNEXURE B1 - CATEGORY B**

99	HLL21432	Africa S Best 50 Ltd	50.73	Unsuccessful
100	HLL21380	Garies Consolidated Holdings Pty Ltd	50.58	Unsuccessful
101	HLL21041	Sinethemba Fishing CC	50.20	Unsuccessful
102	HLL21356	Vicky Rose (Pty) Ltd	50.14	Unsuccessful
103	HLL21074	Scarlet Dawn Trading 243 CC	49.58	Unsuccessful
104	HLL21378	Afro Fishing Workers (Pty) Ltd	48.73	Unsuccessful
105	HLL21409	J Engelbrecht Visserye CC	48.21	Unsuccessful
106	HLL21049	During Visserye Bk	46.92	Unsuccessful
107	HLL21330	Isivile Masikhane (Pty) Ltd	46.11	Unsuccessful
108	HLL21351	The Market Deli (Pty) Ltd	46.06	Unsuccessful
109	HLL21064	York Point Fisheries CC	45.83	Unsuccessful
110	HLL21061	Spring Forest Trading 295 CC	45.50	Unsuccessful
111	HLL21474	Southern Ambition 384	45.39	Unsuccessful
112	HLL21070	Meermin Visserye (Pty) Ltd	44.69	Unsuccessful
113	HLL21149	Native Extreme (Pty) Ltd	44.26	Unsuccessful
114	HLL21384	Busibenyosi	44.26	Unsuccessful
115	HLL21062	T&N Visserye Bk	41.33	Unsuccessful
116	HLL21338	Aasbank Fishing (Pty) Ltd	43.88	Unsuccessful
117	HLL21072	Jaffa S Bay Fishing CC	63.65	Excluded
118	HLL21242	Ukulima Fishing (Pty) Ltd	59.47	Excluded
119	HLL21385	Silver Solutions 2092 CC	55.94	Excluded
120	HLL21445	BMC Visserye Bk	55.59	Excluded
121	HLL21405	FG Fishing Enterprises	55.01	Excluded
122	HLL21294	PJF Marine CC	54.50	Excluded
123	HLL21412	Klipbank Visserye Personeel (Pty) Ltd	54.38	Excluded

**GENERAL PUBLISHED REASONS PERTAINING TO THE RECONSIDERATION OF APPEALS IN THE HAKE LONGLINE SECTOR  
FISHING RIGHT ALLOCATION PROCESS 2021/2022**

**ANNEXURE B1 - CATEGORY B**

124	HLL21253	Valley River Trading 265 CC	52.84	Excluded
125	HLL21012	EFH Walters Fishing CC	52.76	Excluded
126	HLL21503	Marion Dawn Fishing CC	52.68	Excluded
127	HLL21471	Dromedaris Visserye (Pty) Ltd	52.43	Excluded
128	HLL21535	K2015290802 (Pty) Ltd	48.28	Excluded
129	HLL21065	Julies Vissery Bk	43.58	Excluded
130	HLL21363	Masiyibambe Njalo (Pty) Ltd	42.92	Excluded

## Annexure B2

### Category B

Step 1: Note the lowest ranked right holder would receive less than 0.1165%.

#### 9-9b ii quantum ranking cat B - DA QAM

Source	Category	Application Registered	Quantum	FRAP_Rev	DA allocat	Appeals a
DA QAM	B	HLL21085	SeaVuna Fi	0.661499	89.34	0.7500
DA QAM	B	HLL21142	Atlantis Ser	0.629547	82.76	0.6429
DA QAM	B	HLL21308	Gansbaai IV	0.493696	84.75	0.5357
DA QAM	B	HLL21043	West Point	0.403023	78.77	0.4286
DA QAM	B	HLL21007	GGA Fishin	0.346987	79.36	0.3214
DA QAM	B	HLL21370	Canan Fishi	0.266844	79.33	0.1165
DA QAM	B	HLL21003	Rustee (Pty	0.251351	76.89	0.1165
DA QAM	B	HLL21006	MTV Fishin	0.234721	79.33	0.2143
DA QAM	B	HLL21004	The Jenny F	0.230058	79.96	0.1071

Review allocation
0.5986
0.5258
0.4530
0.3802
0.3074
0.2346
0.1619
0.1165
0.1165

Number of successful Applicant

Quantum for Cat B

Slope

9

3.000

TRUE

-0.300000

cat B

0	3.000	
1	0.600000	0.200000
2	0.533333	0.177778
3	0.466667	0.155556
4	0.400000	0.133333
5	0.333333	0.111111
6	0.266667	0.088889
7	0.200000	0.066667
8	0.133333	0.044444
9	0.066667	0.022222

Step 2: If the lowest ranked right holder is allocated 0.1165% then the next lowest ranked receives less than 0.1165%.

#### 9-9b ii quantum ranking cat B - DA QAM

Source	Category	Application Registered	Quantum	FRAP_Rev	DA allocat	Appeals a
DA QAM	B	HLL21085	SeaVuna Fi	0.661499	89.34	0.7500
DA QAM	B	HLL21142	Atlantis Ser	0.629547	82.76	0.6429
DA QAM	B	HLL21308	Gansbaai IV	0.493696	84.75	0.5357
DA QAM	B	HLL21043	West Point	0.403023	78.77	0.4286
DA QAM	B	HLL21007	GGA Fishin	0.346987	79.36	0.3214
DA QAM	B	HLL21370	Canan Fishi	0.266844	79.33	0.1165
DA QAM	B	HLL21003	Rustee (Pty	0.251351	76.89	0.1165
DA QAM	B	HLL21006	MTV Fishin	0.234721	79.33	0.2143
DA QAM	B	HLL21004	The Jenny F	0.230058	79.96	0.1071

Review allocation
0.5986
0.5258
0.4530
0.3802
0.3074
0.2346
0.1619
0.1165
0.1165

Quantum for Cat B

Applicants allocated min

Total applicants

Quantum remaining

Slope

3.000

1

9

2.8835

-0.300000

0	2.8835	
1	0.598283	0.207485
2	0.528810	0.183392
3	0.459336	0.159298
4	0.389862	0.135205
5	0.320389	0.111111
6	0.250915	0.087018
7	0.181442	0.062924
8	0.111968	0.038831
9	0.042495	0.014737

Step 3: Once the two lowest ranking right holders are allocated 0.1165% (yellow), 0.1053% of the 3% remains (thick border box). This was divided equally across all 9 right holders (green).

#### 9-9b ii quantum ranking cat B - DA QAM

Source	Category	Application Registered	Quantum	FRAP_Rev	DA allocat	Appeals a
DA QAM	B	HLL21085	SeaVuna Fi	0.661499	89.34	0.7500
DA QAM	B	HLL21142	Atlantis Ser	0.629547	82.76	0.6429
DA QAM	B	HLL21308	Gansbaai IV	0.493696	84.75	0.5357
DA QAM	B	HLL21043	West Point	0.403023	78.77	0.4286
DA QAM	B	HLL21007	GGA Fishin	0.346987	79.36	0.3214
DA QAM	B	HLL21370	Canan Fishi	0.266844	79.33	0.1165
DA QAM	B	HLL21003	Rustee (Pty	0.251351	76.89	0.1165
DA QAM	B	HLL21006	MTV Fishin	0.234721	79.33	0.2143
DA QAM	B	HLL21004	The Jenny F	0.230058	79.96	0.1071

Min allocation	Review allocation
0.5986	0.5986
0.5258	0.5258
0.4530	0.4530
0.3802	0.3802
0.3074	0.3074
0.2346	0.2346
0.1619	0.1619
0.1165	0.1165
0.1165	0.1165

Quantum for Cat B

Applicants allocated min

Total applicants

Quantum remaining

Slope

3.000

2

9

2.7670

-0.300000

remains divided by 9

0.1053 0.0117

0	2.7670	
1	0.598631	0.216347
2	0.525834	0.190038
3	0.453038	0.163729
4	0.380241	0.137420
5	0.307444	0.111111
6	0.234648	0.084802
7	0.161851	0.058493
8	0.089055	0.032185
9	0.016258	0.005876

2.8947 3.0000

11.408

**GENERAL PUBLISHED REASONS PERTAINING TO THE RECONSIDERATION OF APPEALS IN THE HAKE LONGLINE SECTOR  
FISHING RIGHT ALLOCATION PROCESS 2021/2022**

**Annexure B3 - Category B**

No	Application No	Registered Name	QAM Weighting applied by the DA	QAM Weighting published per DA GPR	Current TAC Allocation	TAC Allocation as of 1 Aug 2025	TAC Allocation as of 1 Jan 2026
1	HLL21085	SeaVuna Fishing Co (Pty) Ltd	66,15%	70,47%	0,6329	0,6329	0,6103
2	HLL21142	Atlantis Seafood Products (Pty) Ltd	62,95%	52,63%	0,5490	0,5490	0,5375
3	HLL21308	Gansbaai Marine (Pty) Ltd	49,37%	62,15%	0,4628	0,4628	0,4647
4	HLL21043	West Point Fishing Corporation (Pty) Ltd	40,30%	42,06%	0,3746	0,3746	0,3919
5	HLL21007	GGA Fishing Enterprises (Pty) Ltd	34,70%	25,80%	0,2841	0,2841	0,3191
6	HLL21370	Canan Fishing (Pty) Ltd	26,68%	22,48%	0,1165	0,1165	0,2463
7	HLL21003	Rustee (Pty) Ltd	25,14%	21,84%	0,1165	0,1165	0,1736
8	HLL21006	MTV Fishing St Francis Bay (Pty) Ltd	23,47%	20,39%	0,2143	0,2143	0,1282
9	HLL21004	The Jenny Fishing Enterprises (Pty) Ltd	23,01%	20,02%	0,1165	0,1165	0,1282

**GENERAL PUBLISHED REASONS PERTAINING TO THE RECONSIDERATION OF APPEALS IN THE HAKE LONGLINE  
SECTOR  
FISHING RIGHT ALLOCATION PROCESS 2021/2022  
ANNEXURE C1 - CATEGORY C**

<b>No.</b>	<b>App. No.</b>	<b>Entity</b>	<b>Score (%)</b>	<b>Final Decision</b>
1	HLL21318	Afro Fishing (Pty) Ltd	79.84	Successful
2	HLL21152	Khanyisile Fishing (Pty) Ltd	79.83	Successful
3	HLL21196	Live Fish Tanks (East Coast) (Pty) Ltd	78.22	Successful
4	HLL21030	Biz Afrika 1504 (Pty) Ltd	77.45	Successful
5	HLL21174	Ukuqala Trading CC	77.00	Successful
6	HLL21377	Atlantic Choice Trading (Pty) Ltd	76.25	Successful
7	HLL21270	Imperial Crown Trading 398 (Pty) Ltd	75.44	Successful
8	HLL21448	Ibhayi Sea Food Wholesalers	75.22	Successful
9	HLL21094	Zwembesi Farm (Pty) Ltd	75.17	Successful
10	HLL21032	Westshore Fishing (Pty) Ltd	74.97	Successful
11	HLL21155	Silva Fishing Enterprises (Pty) Ltd	74.69	Successful
12	HLL21117	Prairie Pride Trading CC	73.90	Successful
13	HLL21320	Kaytrad Commodities (Pty) Ltd	73.78	Successful
14	HLL21217	Blue Wave Fish Traders (Pty) Ltd	73.27	Successful
15	HLL21184	Mossel Bay Fishing (Pty) Ltd	73.22	Successful
16	HLL21251	Izembe Trading 78 CC	72.69	Successful
17	HLL21296	Business Compliance Advisors (Pty) Ltd	72.00	Successful
18	HLL21297	PJFCA (Pty) Ltd	71.57	Successful
19	HLL21077	La Vie Seafood Products (Pty) Ltd	71.51	Successful
20	HLL21224	Mnatha Marine Technologies (Pty) Ltd	71.26	Successful
21	HLL21204	African Community Fishing (Pty) Ltd	71.05	Successful

**GENERAL PUBLISHED REASONS PERTAINING TO THE RECONSIDERATION OF APPEALS IN THE HAKE LONGLINE  
SECTOR  
FISHING RIGHT ALLOCATION PROCESS 2021/2022  
ANNEXURE C1 - CATEGORY C**

22	HLL21021	Merca Fishing (Pty) Ltd	70.66	Successful
23	HLL21017	Uvimba Trading And Supplies (Pty) Ltd	70.11	Successful
24	HLL21034	Thalassa Investments (Pty) Ltd	69.79	Successful
25	HLL21118	Lady's Crop Fishing (Pty) Ltd	69.42	Successful
26	HLL21020	Schooner View Fish Traders (Pty) Ltd	68.57	Unsuccessful
27	HLL21247	Dried Ocean Products (Pty) Ltd	68.20	Unsuccessful
28	HLL21022	Amaqhawe Aselwandle (Pty) Ltd	67.46	Unsuccessful
29	HLL21090	Eerste River Womans Fish Packers (Pty) Ltd	67.44	Unsuccessful
30	HLL21047	Witsands Fishing CC	66.36	Unsuccessful
31	HLL21024	Mamlambo Fishing (Pty) Ltd	66.14	Unsuccessful
32	HLL21486	Spot-On Deals Fourty One CC	66.07	Unsuccessful
33	HLL21018	Fishermen Community Of Sea Vista (Pty) Ltd	65.95	Unsuccessful
34	HLL21019	Iqhawe Fishing (Pty) Ltd	65.59	Unsuccessful
35	HLL21048	Chinafric Fishing (Pty) Ltd	65.04	Unsuccessful
36	HLL21339	Shonalanga Fisheries CC	64.91	Unsuccessful
37	HLL21332	Premium Seafood International (Pty) Ltd	64.74	Unsuccessful
38	HLL21272	Ithemba Labantu Investments (Pty) Ltd	64.30	Unsuccessful
39	HLL21181	J and B Fishing Co (Pty) Ltd	64.11	Unsuccessful
40	HLL21050	Zaid Mota Enterprises (Pty) Ltd	62.00	Unsuccessful
41	HLL21333	Xcot (Pty) Ltd	61.86	Unsuccessful
42	HLL21498	Pearly Beach Fisheries	61.70	Unsuccessful
43	HLL21349	Joadem Fishing (Pty) Ltd	61.46	Unsuccessful
44	HLL21254	Amaza Fishing (Pty) Ltd	60.92	Unsuccessful



**GENERAL PUBLISHED REASONS PERTAINING TO THE RECONSIDERATION OF APPEALS IN THE HAKE LONGLINE  
SECTOR  
FISHING RIGHT ALLOCATION PROCESS 2021/2022  
ANNEXURE C1 - CATEGORY C**

45	HLL21499	Shark Diving Gansbaai CC	60.56	Unsuccessful
46	HLL21178	Kan Trading (Pty) Ltd	60.52	Unsuccessful
47	HLL21028	G And G Fisheries	60.50	Unsuccessful
48	HLL21329	Struisbaai Vissersvereniging	60.03	Unsuccessful
49	HLL21459	Improcare134	59.95	Unsuccessful
50	HLL21011	Mohzeen Trading (Pty) Ltd	59.90	Unsuccessful
51	HLL21166	Tutibiz (Pty) Ltd	59.84	Unsuccessful
52	HLL21534	Speed Track Trading 3009 CC	59.47	Unsuccessful
53	HLL21110	Lateral Anchor Brands (Pty) Ltd	59.33	Unsuccessful
54	HLL21280	Benguela Fish Shop (Pty) Ltd	59.28	Unsuccessful
55	HLL21162	BM Fisheries (Pty) Ltd	59.03	Unsuccessful
56	HLL21313	Greenfish Traders CC	58.28	Unsuccessful
57	HLL21168	Buccaneer Fishing (Pty) Ltd	58.26	Unsuccessful
58	HLL21036	Noordbaai Vissers (Pty) Ltd	57.95	Unsuccessful
59	HLL21180	EMS Fishing (Pty) Ltd	57.86	Unsuccessful
60	HLL21281	Turquoise Fishing (Pty) Ltd	57.36	Unsuccessful
61	HLL21298	Marine Empowerment (Pty) Ltd	57.33	Unsuccessful
62	HLL21013	MCR Fishing (Pty) Ltd	57.20	Unsuccessful
63	HLL21060	Agulhas Fishing (Pty) Ltd	56.75	Unsuccessful
64	HLL21359	Bellaria Fishing (Pty) Ltd	56.70	Unsuccessful
65	HLL21199	Harrys Bay Marine (Pty) Ltd	56.69	Unsuccessful
66	HLL21210	Csw Fish Processing (Pty) Ltd	56.65	Unsuccessful
67	HLL21127	Dormex 149 (Pty) Ltd	56.56	Unsuccessful

**GENERAL PUBLISHED REASONS PERTAINING TO THE RECONSIDERATION OF APPEALS IN THE HAKE LONGLINE  
SECTOR  
FISHING RIGHT ALLOCATION PROCESS 2021/2022  
ANNEXURE C1 - CATEGORY C**

68	HLL21177	Nelson The Seagull (Pty) Ltd	56.31	Unsuccessful
69	HLL21393	Kholwa Fishing (Pty) Ltd	56.23	Unsuccessful
70	HLL21352	Allied Fishing (Pty) Ltd	55.36	Unsuccessful
71	HLL21105	Decon Foods (Pty) Ltd	55.24	Unsuccessful
72	HLL21348	Castle Hill Fishing Company (Pty) Ltd	55.03	Unsuccessful
73	HLL21355	Masmanyane Fishing (Pty) Ltd	54.82	Unsuccessful
74	HLL21452	Sea Side Fishing(Pty) Ltd	54.36	Unsuccessful
75	HLL21250	Empuma Fishing SA (Pty) Ltd	54.02	Unsuccessful
76	HLL21467	Ocean Secret (Pty) Ltd	53.69	Unsuccessful
77	HLL21439	Delmar Marine (Pty) Ltd	53.20	Unsuccessful
78	HLL21391	Tahiti Fishing (Pty) Ltd	52.86	Unsuccessful
79	HLL21422	Jua Fisheries	52.83	Unsuccessful
80	HLL21286	Bhh Ukuloba Fishing (Pty) Ltd	52.61	Unsuccessful
81	HLL21386	Cape Agulhas Marine (Pty) Ltd	52.59	Unsuccessful
82	HLL21215	Misty Sea Trading 350 (Pty) Ltd	52.54	Unsuccessful
83	HLL21218	Lilitha And Lubanzi Enterprises (Pty) Ltd	52.53	Unsuccessful
84	HLL21428	Palm Coast Brand (Pty) Ltd	52.53	Unsuccessful
85	HLL21187	Costa And Van Wyk Enterprises (Pty) Ltd	52.19	Unsuccessful
86	HLL21497	Gansbaai Abalone	52.08	Unsuccessful
87	HLL21066	Rsi Trading (Pty) Ltd	52.03	Unsuccessful
88	HLL21492	Smart Contructive Solutions (Pty)Ltd	51.86	Unsuccessful
89	HLL21340	Elethu Fishing (Pty) Ltd	51.69	Unsuccessful
90	HLL21347	Your Style Fashions And Homeware (Pty) Ltd	51.69	Unsuccessful

**GENERAL PUBLISHED REASONS PERTAINING TO THE RECONSIDERATION OF APPEALS IN THE HAKE LONGLINE  
SECTOR  
FISHING RIGHT ALLOCATION PROCESS 2021/2022  
ANNEXURE C1 - CATEGORY C**

91	HLL21159	Sea Spray Marine	51.59	Unsuccessful
92	HLL21135	FNT Enterprises (Pty) Ltd	51.37	Unsuccessful
93	HLL21121	Triton Global Fishing (Pty) Ltd	51.00	Unsuccessful
94	HLL21212	Dyanti Fishing (Pty) Ltd	50.92	Unsuccessful
95	HLL21383	Jaymat Enviro Solutions CC	50.86	Unsuccessful
96	HLL21206	Nontozikhoyo General Trading (Pty) Ltd	50.66	Unsuccessful
97	HLL21073	Pelagic Trading (Pty) Ltd	50.26	Unsuccessful
98	HLL21284	Sunshine Brand Solutions (Pty) Ltd	50.20	Unsuccessful
99	HLL21337	Hawston Sea Mountain (Pty) Ltd	50.03	Unsuccessful
100	HLL21326	Oppiball Trading And Investments (Pty) Ltd	49.87	Unsuccessful
101	HLL21396	Capensis Fishing (Pty) Ltd	49.78	Unsuccessful
102	HLL21137	Camissa Fishing (Pty) Ltd	49.63	Unsuccessful
103	HLL21394	Atlantic Fishing Trawlers (Pty) Ltd	49.53	Unsuccessful
104	HLL21208	Singamandla Bafazi Fishing (Pty) Ltd	49.43	Unsuccessful
105	HLL21222	Inkululeko Fishing CC	48.80	Unsuccessful
106	HLL21093	Mnyameni Fishers CC	48.78	Unsuccessful
107	HLL21138	Gaia Fishing (Pty) Ltd	48.78	Unsuccessful
108	HLL21447	M and C Fishing Trawlers (Pty) Ltd	48.78	Unsuccessful
109	HLL21203	Meatrite Goodwood (Pty) Ltd	48.60	Unsuccessful
110	HLL21357	Guriqua Xam Development Corporation (Pty) Ltd	48.36	Unsuccessful
111	HLL21398	Kumkani Fishing (Pty) Ltd	48.25	Unsuccessful
112	HLL21533	Beyond Fishing (Pty) Ltd	48.04	Unsuccessful
113	HLL21344	Fisher Women Born By The Sea (Pty) Ltd	47.94	Unsuccessful

**GENERAL PUBLISHED REASONS PERTAINING TO THE RECONSIDERATION OF APPEALS IN THE HAKE LONGLINE  
SECTOR  
FISHING RIGHT ALLOCATION PROCESS 2021/2022  
ANNEXURE C1 - CATEGORY C**

114	HLL21115	Dikela Holdings	47.28	Unsuccessful
115	HLL21487	Buffeljagsbaai Projects ( Pty) Ltd	46.86	Unsuccessful
116	HLL21114	Go Fish Enterprises (Pty) Ltd	46.08	Unsuccessful
117	HLL21259	West Coast Ranch Projects And Consulting (Pty) Ltd	46.08	Unsuccessful
118	HLL21063	Limilo Fishers (Pty) Ltd	46.03	Unsuccessful
119	HLL21401	Oppikaai Restaurant (Pty)Ltd	45.27	Unsuccessful
120	HLL21144	Sihlangene Fishing (Pty) Ltd	45.11	Unsuccessful
121	HLL21430	Ukuloba Pescar Fishing Enterprise Pty(Ltd)	45.03	Unsuccessful
122	HLL21375	Shamode Trading And Investments (Pty) Ltd	44.83	Unsuccessful
123	HLL21231	K2021902901 (South Africa) (Pty) Ltd	44.45	Unsuccessful
124	HLL21526	Seafreeze Fishing (Pty) Ltd	44.38	Unsuccessful
125	HLL21456	Zanozuko Fishing	43.53	Unsuccessful
126	HLL21345	Sea Fever Fishing (Pty) Ltd	43.19	Unsuccessful
127	HLL21529	Mzansi Afrika Fishing	42.61	Unsuccessful
128	HLL21264	Umnatha Fishing(Pty) Ltd	42.60	Unsuccessful
129	HLL21464	Khanyisani Fishing (Pty) Ltd	42.36	Unsuccessful
130	HLL21341	Ingomso Fishing (Pty) Ltd	41.53	Unsuccessful
131	HLL21328	Borderline Industries (Pty)Ltd	41.36	Unsuccessful
132	HLL21084	K2021373964 (South Africa)	41.28	Unsuccessful
133	HLL21426	Jamalies Take Outs (Pty) Ltd	41.19	Unsuccessful
134	HLL21425	Tcb Fishing Enterprises (Pty) Ltd	41.14	Unsuccessful
135	HLL21389	Eumar Fishing (Pty) Ltd	40.86	Unsuccessful
136	HLL21488	Sive Mbontsi	40.61	Unsuccessful

**GENERAL PUBLISHED REASONS PERTAINING TO THE RECONSIDERATION OF APPEALS IN THE HAKE LONGLINE  
SECTOR  
FISHING RIGHT ALLOCATION PROCESS 2021/2022  
ANNEXURE C1 - CATEGORY C**

137	HLL21128	A and A Holdings (Pty) Ltd	40.25	Unsuccessful
138	HLL21301	Batshwasi Fishing And Trawling (Pty) Ltd	39.36	Unsuccessful
139	HLL21446	JDN Consulting (Pty) Ltd	39.19	Unsuccessful
140	HLL21458	Intsikayabafazi Fishing Company	39.19	Unsuccessful
141	HLL21413	Die Lighuis Vissers Vroue (Pty) Ltd	39.03	Unsuccessful
142	HLL21524	Al-Haadi Trading 300 CC	38.28	Unsuccessful
143	HLL21336	Iliso Fishing (Pty) Ltd	38.03	Unsuccessful
144	HLL21491	K2019388407 (Pty) Ltd	37.86	Unsuccessful
145	HLL21417	Siphumelele Fishing (Pty) Ltd	37.61	Unsuccessful
146	HLL21530	Al Andalus Marine Investments	37.41	Unsuccessful
147	HLL21469	Siyacela Fishing (Pty) Ltd	37.36	Unsuccessful
148	HLL21136	Ukudoba Marine (Pty) Ltd	36.38	Unsuccessful
149	HLL21490	Fish Finder Services (Pty) Ltd	36.11	Unsuccessful
150	HLL21527	SHG Holdings	36.11	Unsuccessful
151	HLL21465	Valotype 76 CC	28.99	Unsuccessful
152	HLL21092	Fiskom CC	63.54	Excluded
153	HLL21381	Ngoza Fishing (Pty) Ltd	35.61	Excluded
154	HLL21441	Elecmatix General	35.61	Excluded
155	HLL21519	Zuludash Group (Pty) Ltd	35.61	Excluded
156	HLL21510	Rp Williams (Pty) Ltd	36.11	Excluded
157	HLL21423	Olegado Holdings (Pty) Ltd	36.86	Excluded
158	HLL21517	2021/985500/07	36.86	Excluded
159	HLL21507	Sisonke IY Fishing Co-Operative Limited	38.61	Excluded

**GENERAL PUBLISHED REASONS PERTAINING TO THE RECONSIDERATION OF APPEALS IN THE HAKE LONGLINE  
SECTOR**

**FISHING RIGHT ALLOCATION PROCESS 2021/2022**

**ANNEXURE C1 - CATEGORY C**

160	HLL21484	Ngokholo Construction and Cleaning and Security	38.58	Excluded
161	HLL21478	Soth Eastern Fishing (Pty) Ltd	38.53	Excluded
162	HLL21505	Phambile Makhosikazi (Pty) Ltd	38.53	Excluded
163	HLL21202	The Network of Training Cape	59.61	Excluded
164	HLL21319	Incushe Fishing CC	58.20	Excluded
165	HLL21325	Mermaids LL Fishing Company (Pty) Ltd	58.20	Excluded
166	HLL21382	Piscium Fishing (Pty) Ltd	58.20	Excluded
167	HLL21046	B And J Online Solutions (Pty) Ltd	56.80	Excluded
168	HLL21087	Blinix Trading CC	56.04	Excluded
169	HLL21408	Tubby Transport (Pty) Ltd	56.03	Excluded
170	HLL21342	Mustang Fishing (Pty) Ltd	48.78	Excluded
171	HLL21360	Kerrykeel Investments 518 (Pty) Ltd	54.70	Excluded
172	HLL21358	ERN Logistics	54.36	Excluded
173	HLL21293	Global Management Services (Pty) Ltd	54.33	Excluded
174	HLL21099	Madikizela Fishing (Pty) Ltd	47.53	Excluded
175	HLL21514	Reliable Fishing (Pty) Ltd	47.36	Excluded
176	HLL21416	Walleys Transport	46.99	Excluded
177	HLL21460	Hangberg Aboriginal Combined Fishers Boatyard (Pty) Ltd	46.86	Excluded
178	HLL21100	Ulwandle Lwethu Fishing CC	46.28	Excluded
179	HLL21005	CBM Fishing (Pty) Ltd	45.53	Excluded
180	HLL21369	Monkghe Fishing (Pty) Ltd	45.53	Excluded
181	HLL21424	Ezantsi Emanzini	45.28	Excluded
182	HLL21406	Lufra Traders (Pty) Ltd	44.20	Excluded

**GENERAL PUBLISHED REASONS PERTAINING TO THE RECONSIDERATION OF APPEALS IN THE HAKE LONGLINE  
SECTOR  
FISHING RIGHT ALLOCATION PROCESS 2021/2022  
ANNEXURE C1 - CATEGORY C**

183	HLL21520	Cutlass Fishing (Pty) Ltd	43.61	Excluded
184	HLL21516	Bhotani Group CC	41.91	Excluded
185	HLL21392	Sereteng Fishing CC	41.50	Excluded
186	HLL21410	Coastal Trawlers (Pty) Ltd	40.61	Excluded
187	HLL21366	Mvinjane Fisheries (Pty) Ltd	53.86	Excluded
188	HLL21420	Seagull Zone (Pty) Ltd	52.53	Excluded
189	HLL21502	Challenger Fisheries (Pty) Ltd	53.03	Excluded
190	HLL21433	Seeweg Visserye (Pty) Ltd	52.36	Excluded
191	HLL21322	Genisis Fishing (Pty) Ltd	52.19	Excluded
192	HLL21418	Ceboletu Fishing (Pty) Ltd	52.19	Excluded
193	HLL21419	Bayete Fishing (Pty) Ltd	52.03	Excluded
194	HLL21454	Hout Bay Standtlopers	51.86	Excluded
195	HLL21451	Fishers KB Four (Pty) Ltd	51.74	Excluded
196	HLL21501	Elinye IY Fishing Primary Co-Operative Limited	39.86	Excluded
197	HLL21513	Thukela Yi Fishing Co-Operative Limited	39.86	Excluded
198	HLL21453	Yanginkosi (Pty) Ltd	39.45	Excluded
199	HLL21485	Sejindustries (Pty) Ltd	39.18	Excluded
200	HLL21368	Coerts North West Trading Co-Operative Limited	38.15	Excluded
201	HLL21482	Amiable 8 Trading (Pty) Ltd	38.11	Excluded
202	HLL21350	Abathwa 111 (Pty) Ltd	38.10	Excluded
203	HLL21436	Calunus (Pty) Ltd	37.78	Excluded
204	HLL21306	Southmen Fishing	37.53	Excluded
205	HLL21263	Hook And Line Fresh (Pty) Ltd	51.47	Excluded

**GENERAL PUBLISHED REASONS PERTAINING TO THE RECONSIDERATION OF APPEALS IN THE HAKE LONGLINE  
SECTOR**

**FISHING RIGHT ALLOCATION PROCESS 2021/2022**

**ANNEXURE C1 - CATEGORY C**

206	HLL21397	Eastcoast Trawling Division (Pty) Ltd	50.70	Excluded
207	HLL21407	Legacy Fishing (Pty) Ltd	50.61	Excluded
208	HLL21473	Cedestial Enterprises	50.61	Excluded
209	HLL21283	Bikutula Fishing Enterprise Limited	50.45	Excluded
210	HLL21450	Shopmate Fish Traders CC	50.39	Excluded



## Annexure C2

### Category C

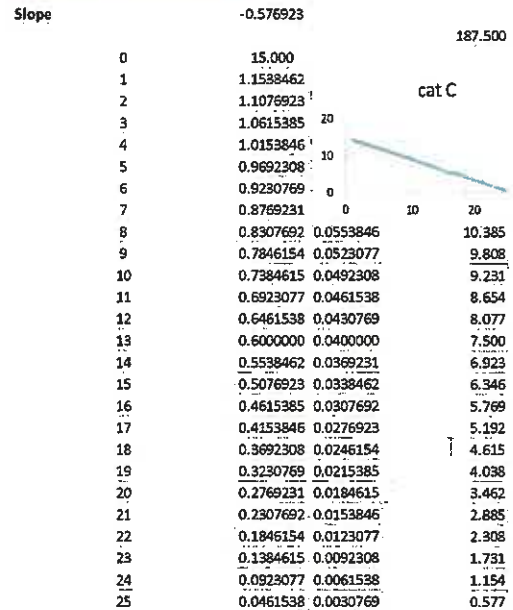
Step 1: Note the two lowest ranked right holders would receive less than 0.1165%.

#### 9-9c ii quantum ranking cat C - DA QAM

Source	Category	Application Registered	Quantum	FRAP_Rev	DA allocat	Appeals a	Review allocation
DA QAM	C	HLL21318	Afro Fishin	39.3902	79.84	1.8750	1.8750
DA QAM	C	HLL21152	Khanyisile i	38.7297	79.83	1.7500	1.7500
DA QAM	C	HLL21030	Biz Afrika 1	37.7796	77.45	1.1250	1.1250
DA QAM	C	HLL21077	La Vie Seafi	37.1101	71.51	0.1165	0.1165
DA QAM	C	HLL21217	Blue Wave	31.2469	73.27	1.6250	1.6250
DA QAM	C	HLL21196	Live Fish Ta	28.3308	78.22	1.5000	1.5000
DA QAM	C	HLL21174	Ukuqala Tra	28.2734	77	1.3750	1.3750
DA QAM	C	HLL21320	Kaytrad Cor	25.8595	73.78	1.2500	1.2500
DA QAM	C	HLL21224	Mnatha Ma	25.7296	71.26	0.1165	0.1165
DA QAM	C	HLL21117	Prairie Prid	25.017	73.9		
DA QAM	C	HLL21032	Westshore	24.4036	74.97	0.1165	0.1165
DA QAM	C	HLL21448	Ibhayi Sea f	23.7994	75.22	1.0000	1.0000
DA QAM	C	HLL21377	Atlantic Chi	22.6361	76.25	0.6250	0.6250
DA QAM	C	HLL21034	Thalassa In	21.9763	69.79		
DA QAM	C	HLL21270	Imperial Ch	21.6574	75.44	0.7500	0.7500
DA QAM	C	HLL21017	Uvimba Tra	21.5239	70.11		
DA QAM	C	HLL21021	Merca Fishi	21.5018	70.66	0.8750	0.8750
DA QAM	C	HLL21296	Business Cc	19.5145	72		
DA QAM	C	HLL21094	Zwembesi i	19.3699	75.17	0.5000	0.5000
DA QAM	C	HLL21297	PJFCA (Pty)	19.0868	71.57	0.1165	0.1165
DA QAM	C	HLL21204	African Con	18.9645	71.05	0.1165	0.1165
DA QAM	C	HLL21184	Mossel Bay	18.4289	73.22	0.3750	0.3750
DA QAM	C	HLL21251	Izembe Tra	13.3612	72.69	0.2500	0.2500
DA QAM	C	HLL21118	Lady's Crop	12.9494	69.42	0.1165	0.1165
DA QAM	C	HLL21155	Silva Fishin	11.4327	74.69	0.1250	0.1250

15.0000

Number of successful Applicants 25  
Quantum for Cat C 15.0000 TRUE



Step 2: Once the two lowest ranking right holders are allocated 0.1165% (green), 0.0040% of the 15% remains (thick border box).

#### 9-9c ii quantum ranking cat C - DA QAM

Source	Category	Application Registered	Quantum	FRAP_Rev	DA allocat	Appeals a	Review allocation
DA QAM	C	HLL21318	Afro Fishin	39.3902	79.84	1.8750	1.8750
DA QAM	C	HLL21152	Khanyisile i	38.7297	79.83	1.7500	1.7500
DA QAM	C	HLL21030	Biz Afrika 1	37.7796	77.45	1.1250	1.1250
DA QAM	C	HLL21077	La Vie Seafi	37.1101	71.51	0.1165	0.1165
DA QAM	C	HLL21217	Blue Wave	31.2469	73.27	1.6250	1.6250
DA QAM	C	HLL21196	Live Fish Ta	28.3308	78.22	1.5000	1.5000
DA QAM	C	HLL21174	Ukuqala Tra	28.2734	77	1.3750	1.3750
DA QAM	C	HLL21320	Kaytrad Cor	25.8595	73.78	1.2500	1.2500
DA QAM	C	HLL21224	Mnatha Ma	25.7296	71.26	0.1165	0.1165
DA QAM	C	HLL21117	Prairie Prid	25.017	73.9		
DA QAM	C	HLL21032	Westshore	24.4036	74.97	0.1165	0.1165
DA QAM	C	HLL21448	Ibhayi Sea f	23.7994	75.22	1.0000	1.0000
DA QAM	C	HLL21377	Atlantic Chi	22.6361	76.25	0.6250	0.6250
DA QAM	C	HLL21034	Thalassa In	21.9763	69.79		
DA QAM	C	HLL21270	Imperial Ch	21.6574	75.44	0.7500	0.7500
DA QAM	C	HLL21017	Uvimba Tra	21.5239	70.11		
DA QAM	C	HLL21021	Merca Fishi	21.5018	70.66	0.8750	0.8750
DA QAM	C	HLL21296	Business Cc	19.5145	72		
DA QAM	C	HLL21094	Zwembesi i	19.3699	75.17	0.5000	0.5000
DA QAM	C	HLL21297	PJFCA (Pty)	19.0868	71.57	0.1165	0.1165
DA QAM	C	HLL21204	African Con	18.9645	71.05	0.1165	0.1165
DA QAM	C	HLL21184	Mossel Bay	18.4289	73.22	0.3750	0.3750
DA QAM	C	HLL21251	Izembe Tra	13.3612	72.69	0.2500	0.2500
DA QAM	C	HLL21118	Lady's Crop	12.9494	69.42	0.1165	0.1165
DA QAM	C	HLL21155	Silva Fishin	11.4327	74.69	0.1250	0.1250

14.9957

Number of successful Applicant

Quantum for Cat C 15.0000

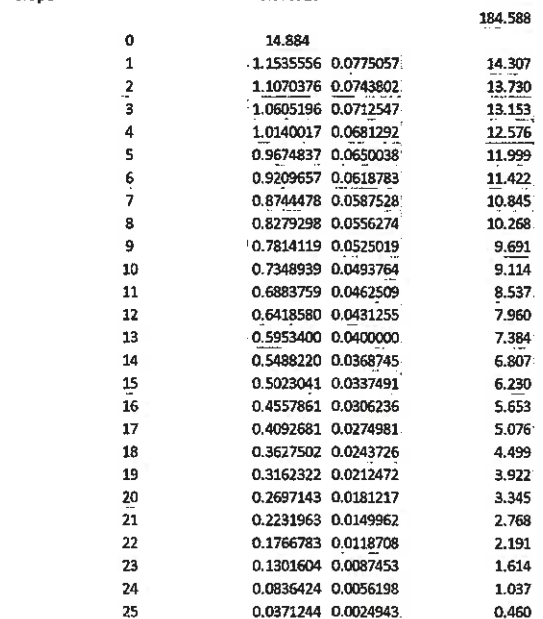
remains 0.004

Applicants allocated min 1

Total applicants 25

Quantum remaining 14.8835

Slope -0.576923



**GENERAL PUBLISHED REASONS PERTAINING TO THE RECONSIDERATION OF APPEALS IN THE HAKE LONGLINE SECTOR  
FISHING RIGHT ALLOCATION PROCESS 2021/2022**

**ANNEXURE C3 - CATEGORY C**

<b>No.</b>	<b>Application No</b>	<b>Registered Name</b>	<b>QAM Weighting applied by the DA</b>	<b>QAM Weighting published per DA GPR</b>	<b>Current TAC Allocation</b>	<b>TAC Allocation as of 1 Aug 2025</b>	<b>TAC Allocation as of 1 Jan 2026</b>
1	HLL21318	Afro Fishing (Pty) Ltd	39,390%	55,625%	1,5823	1,5823	1,1536
2	HLL21152	Khanyisile Fishing (Pty) Ltd	38,730%	37,374%	1,4768	1,4768	1,1070
3	HLL21030	Biz Afrika 1504 (Pty) Ltd	37,780%	23,095%	0,9494	0,9494	1,0605
4	HLL21077	La Vie Seafood Products (Pty) Ltd	37,110%	34,362%	0,1165	0,1165	1,0140
5	HLL21217	Blue Wave Fish Traders (Pty) Ltd	31,247%	27,720%	1,3714	1,3714	0,9675
6	HLL21196	Live Fish Tanks (East Coast) (Pty) Ltd	28,331%	28,116%	1,2659	1,2659	0,9210
7	HLL21174	Ukuqala Trading CC	28,273%	24,280%	1,1604	1,1604	0,8744
8	HLL21320	Kaytrad Commodities (Pty) Ltd	25,860%	23,284%	1,0549	1,0549	0,8279
9	HLL21224	Mnatha Marine Technologies (Pty) Ltd	25,730%	21,754%	0,1165	0,1165	0,7814
10	HLL21117	Prairie Pride Trading CC	25,017%	21,057%	0,1165	0,3986	0,7349
11	HLL21032	Westshore Fishing (Pty) Ltd	24,404%	17,654%	0,1165	0,1165	0,6884
12	HLL21448	Ibhayi Sea Food Wholesalers	23,799%	19,364%	0,8439	0,8439	0,6419
13	HLL21377	Atlantic Choice Trading (Pty) Ltd	22,636%	18,405%	0,5337	0,5337	0,5953
14	HLL21034	Thalassa Investments (Pty) Ltd	21,976%	19,357%			0,5488
15	HLL21270	Imperial Crown Trading 398 (Pty) Ltd	21,657%	18,707%	0,6329	0,6329	0,5023
16	HLL21017	Uvimba Trading and Supplies (Pty) Ltd	21,524%	17,700%			0,4558
17	HLL21021	Merca Fishing (Pty) Ltd	21,502%	17,979%	0,7384	0,7384	0,4093
18	HLL21296	Business Compliance Advisors (Pty) Ltd	19,515%	15,766%	0,1165	0,2658	0,3628
19	HLL21094	Zwembesi Farm (Pty) Ltd	19,370%	17,115%	0,4320	0,4320	0,3162
20	HLL21297	PJFCA (Pty) Ltd	19,087%	15,421%	0,1165	0,1165	0,2697
21	HLL21204	African Community Fishing (Pty) Ltd	18,965%	15,333%	0,1165	0,1165	0,2232
22	HLL21184	Mossel Bay Fishing (Pty) Ltd	18,429%	15,445%	0,3227	0,3227	0,1767
23	HLL21251	Izembe Trading 78 CC	13,361%	10,213%	0,2210	0,2210	0,1302
24	HLL21118	Lady's Crop Fishing (Pty) Ltd	12,949%	9,762%	0,1165	0,1165	0,1165
25	HLL21155	Silva Fishing Enterprises (Pty) Ltd	11,433%	10,382%	0,1250	0,1250	0,1165

**GENERAL PUBLISHED REASONS PERTAINING TO THE RECONSIDERATION OF APPEALS IN THE HAKE LONGLINE SECTOR  
FISHING RIGHT ALLOCATION PROCESS 2021/2022**

**ANNEXURE A1 - CATEGORY A**

<b>No.</b>	<b>App. No.</b>	<b>Entity</b>	<b>Score (%)</b>	<b>Final Decision</b>
1	HLL21010	Balobi Processors (Pty) Ltd	78.59	Successful
2	HLL21120	Eyethu Fishing (Pty) Ltd	77.23	Successful
3	HLL21228	Hacky Fishing (Pty) Ltd	76.14	Successful
4	HLL21292	Unathi-Wena Fishing Cc	73.38	Successful
5	HLL21223	Intlanzi Fishing (Pty) Ltd	72.54	Successful
6	HLL21323	Ulwandle Fishing (Pty) Ltd	72.11	Successful
7	HLL21002	Lm Fisheries (Pty) Ltd	71.23	Successful
8	HLL21111	Ferro Fishing (Pty) Ltd	70.78	Successful
9	HLL21188	Ocean Ukhozi Fishing (Pty) Ltd	70.72	Successful
10	HLL21276	Cape Fish Processors (Pty) Ltd	70.60	Successful
11	HLL21016	Interfish (Pty) Ltd	69.72	Successful
12	HLL21191	Masikhule Fishing CC	69.68	Successful
13	HLL21437	JFP Fishing CC	69.17	Successful
14	HLL21001	Balobi Fishing Enterprises ( Pty) Ltd	69.03	Successful
15	HLL21044	Biz Afrika 131 (Pty) Ltd	68.99	Successful
16	HLL21097	Impala Fishing (Pty) Ltd	68.75	Successful
17	HLL21026	The Cape Peninsula Linefisherman CC	68.63	Successful
18	HLL21179	AFD Fishing CC	68.32	Successful
19	HLL21234	Bluefin Holding (Pty) Ltd	68.16	Successful
20	HLL21400	Mast Fishing (Pty) Ltd	67.74	Successful
21	HLL21207	Taridor Five CC	67.72	Successful
22	HLL21303	Sceptre Fishing (Pty) Ltd	67.61	Successful
23	HLL21182	Heatwave Fishing Corporation (Pty) Ltd	67.19	Successful

**GENERAL PUBLISHED REASONS PERTAINING TO THE RECONSIDERATION OF APPEALS IN THE HAKE LONGLINE SECTOR  
FISHING RIGHT ALLOCATION PROCESS 2021/2022**

**ANNEXURE A1 - CATEGORY A**

24	HLL21057	Dyer Eiland Visserye (Edms) Bpk	67.17	Successful
25	HLL21167	Umzamowethu (Oyster Bay) Fishermens Corporation CC	66.92	Successful
26	HLL21173	TTM Fishing (Pty) Ltd	66.82	Successful
27	HLL21051	Combined Fishing Enterprises (Pty) Ltd	66.38	Successful
28	HLL21235	Cyrel Burrel Fishing CC	66.24	Successful
29	HLL21194	Valortrade 1143 CC	65.88	Successful
30	HLL21154	Saul Cloete & Vennote (Pty) Ltd	65.76	Successful
31	HLL21227	African Star Fishing (Pty) Ltd	65.44	Successful
32	HLL21334	Pakamani Fishing (Pty) Ltd	65.16	Successful
33	HLL21256	Humansdorp Community Factory Workers (Pty) Ltd	65.14	Successful
34	HLL21211	Titancor Eleven CC	64.86	Successful
35	HLL21305	Al-Aman Fishing	64.81	Successful
36	HLL21083	Yellow Star Trading 1154 (Pty) Ltd	64.56	Successful
37	HLL21113	Soundprops 1167 Investments (Pty) Ltd	64.46	Successful
38	HLL21103	Amaqobela Fishing (Pty) Ltd	64.42	Successful
39	HLL21146	Ithemba Labantu Fishing (Pty) Ltd	64.38	Successful
40	HLL21307	Ukloba Fishing (Pty) Ltd	64.32	Successful
41	HLL21205	Finman 213 CC	64.02	Successful
42	HLL21129	Westfort Fishing CC	63.80	Successful
43	HLL21098	Open Circle Projects 1 CC	63.64	Successful
44	HLL21258	Versatex Trading 249 (Pty) Ltd	63.52	Successful
45	HLL21183	Faulkner Fishing Enterprises CC	63.35	Successful
46	HLL21268	Algoa Marine Exporters (Pty)Ltd	63.34	Successful
47	HLL21237	Full Deck Investments (Pty) Ltd	62.96	Successful
48	HLL21241	The Tuna Hake Fishing Corporation Ltd	62.84	Successful
49	HLL21079	Ukuloba Kulungile Investments (Pty) Ltd	62.75	Successful
50	HLL21107	Vasco Da Gama Fishing CC	62.69	Successful

**GENERAL PUBLISHED REASONS PERTAINING TO THE RECONSIDERATION OF APPEALS IN THE HAKE LONGLINE SECTOR  
FISHING RIGHT ALLOCATION PROCESS 2021/2022**

**ANNEXURE A1 - CATEGORY A**

51	HLL21278	Solomns Fishing CC	62.68	Successful
52	HLL21023	Malibongwe Fisheries (Pty) Ltd	62.66	Successful
53	HLL21193	Activest Twenty (Pty) Ltd	62.40	Successful
54	HLL21190	Genuine Fisheries CC	62.34	Successful
55	HLL21055	Gibbiseps Visserye (Pty) Ltd	62.23	Successful
56	HLL21141	Sizabantu Fishing Corporation (Pty) Ltd	62.21	Successful
57	HLL21109	D and H Fisheries CC	62.15	Successful
58	HLL21015	Trawl Investments CC	62.09	Successful
59	HLL21148	Carina Fisheries CC	61.96	Successful
60	HLL21039	Safrika Fishing CC	61.71	Successful
61	HLL21304	Zimele Fishing Enterprises	61.59	Successful
62	HLL21327	Khulani Fishing (Pty) Ltd	61.53	Successful
63	HLL21300	Risar Fishing	61.43	Successful
64	HLL21153	Siyakha Fishing CC	61.35	Successful
65	HLL21151	Carpensis Fishing Industries (Pty) Ltd	61.18	Successful
66	HLL21324	Mossel Bay Indigenous Fisherman CC	61.14	Successful
67	HLL21040	Premier Fishing Sa (Pty) Ltd	61.02	Successful
68	HLL21156	Deus Te Ajude Fishing (Pty) Ltd	60.98	Successful
69	HLL21246	Joenardo Fishing CC	60.91	Successful
70	HLL21058	Hentiq 1173 (Pty)Ltd	60.63	Successful
71	HLL21122	Nalitha Fishing Group (Pty) Ltd	60.40	Successful
72	HLL21157	Vm Young Visserye Bk	60.17	Successful
73	HLL21265	Siyabona Fishing (Pty) Ltd	60.08	Successful
74	HLL21160	I Fortune And Crew Proprietary Limited	59.94	Successful
75	HLL21037	Nati Si Nako Fishing CC	59.72	Successful
76	HLL21069	Pike Rock Fishing Corp CC	59.70	Successful
77	HLL21214	Diablo Trade 113 (Pty) Ltd	59.39	Successful

**GENERAL PUBLISHED REASONS PERTAINING TO THE RECONSIDERATION OF APPEALS IN THE HAKE LONGLINE SECTOR  
FISHING RIGHT ALLOCATION PROCESS 2021/2022**

**ANNEXURE A1 - CATEGORY A**

78	HLL21221	Pellsrus Historical Fishing Corporation CC	59.35	Successful
79	HLL21189	Yeyethu Fishing (Pty) Ltd	58.96	Successful
80	HLL21269	J&J Visserye	58.30	Successful
81	HLL21335	NPS Agencies CC	58.15	Successful
82	HLL21108	Maintenance Fishing CC	57.94	Successful
83	HLL21101	Kupukani Fishing (Pty) Ltd	57.60	Successful
84	HLL21052	Alicente Fishing (Pty) Ltd	57.49	Successful
85	HLL21238	Petersen's Fishing Enterprises CC	56.90	Successful
86	HLL21029	Blue Venture Fishing (Pty) Ltd	56.67	Successful
87	HLL21346	Trade-Off 65 (Pty) Ltd	56.47	Successful
88	HLL21086	Alice Community Fishing Enterprise CC	56.21	Successful
89	HLL21042	Rainbow Nation Fishing CC	56.17	Successful
90	HLL21295	Kusasa Commodities 63 (Pty) Ltd	55.24	Successful
91	HLL21131	Ezabantu Fishing (Pty) Ltd	54.92	Unsuccessful
92	HLL21353	Rietvlei Fishing CC	53.73	Unsuccessful
93	HLL21364	Starmark Trading (Pty) Ltd	52.88	Unsuccessful
94	HLL21440	Reiger Visserye Bk	51.72	Unsuccessful
95	HLL21302	Scotshe Kloof Fishery CC	51.67	Unsuccessful
96	HLL21379	Bafiaansberg (Pty) Ltd	51.54	Unsuccessful
97	HLL21414	Henbase 2361 CC	51.10	Unsuccessful
98	HLL21096	J-Bay Squid Catchers (Pty) Ltd	49.92	Unsuccessful
100	HLL21438	Laaggety Visserye CC	48.13	Unsuccessful
101	HLL21195	Yourtrade 19 CC	47.13	Unsuccessful
102	HLL21429	Injectrade1100 CC	46.81	Unsuccessful
103	HLL21143	SLH Fishers (Pty) Ltd	61.53	Excluded
104	HLL21290	Calamari Fishing (Pty) Ltd	56.88	Excluded
105	HLL21312	Pimpano Sixteen CC	49.85	Excluded

GENERAL PUBLISHED REASONS PERTAINING TO THE RECONSIDERATION OF APPEALS IN THE HAKE LONGLINE SECTOR  
FISHING RIGHT ALLOCATION PROCESS 2021/2022

ANNEXURE A1 - CATEGORY A

106	HLL21536	Simunye Fishermen CC	39.49	Excluded
107	HLL21525	Govest Eight	38.00	Excluded
108	HLL21508	V G Newman CC	37.02	Excluded



## Annexure A2

## Category A

9-9 a quantum ranking - cat A DA QAM

Source	Applicant	Register	Quantum Rank	Pre-FRAP	DA	Current	IP (150/1.0/1)	starting point
DA QAM	HLI21295	KUSASA C	0.679	0.4993	0.4314	0.4314	0.4314	
DA QAM	HLI21221	PELLSRUS	1.402	0.6924	0.5913	0.5913	0.5913	
DA QAM	HLI21346	TRADE-OF	2.210	0.9444	0.8444	0.8444	0.8444	
DA QAM	HLI21269	J&J Visser	2.382	0.5441	0.5504	0.4755	0.4755	
DA QAM	HLI21265	Siyabona I	3.800	0.6015	0.5336	0.5336	0.5336	
DA QAM	HLI21037	Nati si Nal	5.760	0.3916	0.4043	0.3533	0.3533	
DA QAM	HLI21241	The Tuna I	7.400	5.7322	6.7322	5.6814	5.6814	
DA QAM	HLI21101	Kupukani	7.822	1.2785	1.0790	1.0790	1.0790	
DA QAM	HLI21304	Zimele Fi	7.998	0.7717	0.8478	0.7155	0.7155	
DA QAM	HLI21113	Soundpro	8.340	0.6859	0.7049	0.5949	0.5949	
DA QAM	HLI21238	Petersen	8.260	0.4868	0.4206	0.4206	0.4206	
DA QAM	HLI21335	NPS Agen	8.560	0.5532	0.4779	0.4779	0.4779	
DA QAM	HLI21237	Full Deck I	8.604	1.0600	1.0980	0.9266	0.9266	
DA QAM	HLI21108	Maintenai	8.733	0.7817	0.6597	0.6597	0.6597	
DA QAM	HLI21052	Alliente F	8.738	1.0261	0.8659	0.8659	0.8659	
DA QAM	HLI21086	ALICE COH	8.744	0.6208	0.6208	0.6208	0.6208	
DA QAM	HLI21183	Faulkner I	8.774	0.7482	0.7799	0.6582	0.6582	
DA QAM	HLI21148	CARINA FI	8.890	0.4993	0.4993	0.4313	0.4313	
DA QAM	HLI21151	Carpensis	8.901	0.3955	0.3955	0.3456	0.3456	
DA QAM	HLI21157	VM Young	8.974	0.6385	0.5940	0.5940	0.5940	
DA QAM	HLI21069	Fike Rock	9.036	0.6015	0.5136	0.5136	0.5136	
DA QAM	HLI21129	Westfort I	9.163	0.4809	0.5316	0.4593	0.4593	
DA QAM	HLI21190	Genuine I	9.171	0.5632	0.6266	0.5351	0.5351	
DA QAM	HLI21058	Hentzi 11	9.336	0.8151	0.8598	0.7253	0.7253	
DA QAM	HLI21334	Pakamani	9.525	2.2285	2.3236	1.9609	1.9609	
DA QAM	HLI21153	Siyabha Fi	9.575	0.7141	0.6026	0.6026	0.6026	
DA QAM	HLI21042	Rainbow I	9.808	0.7607	0.6420	0.6420	0.6420	
DA QAM	HLI21300	Risar Fishi	9.865	1.1079	0.9350	0.9350	0.9350	
DA QAM	HLI21189	Yeyethu F	10.099	0.4537	0.3965	0.3965	0.3965	
DA QAM	HLI21305	Al-Aman i	10.301	0.7817	0.8514	0.7185	0.7185	
DA QAM	HLI21107	Vasco Da	10.338	0.8356	0.9561	0.8069	0.8069	
DA QAM	HLI21055	Gibbisepe	10.406	0.4943	0.5421	0.4683	0.4683	
DA QAM	HLI21156	DEUS TE A	10.458	0.7441	0.8436	0.7136	0.7136	
DA QAM	HLI21193	Actwest T	10.689	0.6674	0.7562	0.6382	0.6382	
DA QAM	HLI21109	D and H F	10.746	0.8290	0.9621	0.8119	0.8119	
DA QAM	HLI21235	Cyrel Burr	10.786	0.8707	0.9531	0.8043	0.8043	
DA QAM	HLI21324	Mosel Ba	10.891	0.8866	0.7482	0.7482	0.7482	
DA QAM	HLI21039	Sufrika Fis	11.627	0.5200	0.5453	0.4711	0.4711	
DA QAM	HLI21246	Joernardo	11.712	0.8356	0.9624	0.8122	0.8122	
DA QAM	HLI21228	Hacky Fis	12.901	1.0736	1.1878	1.0024	1.0024	
DA QAM	HLI21146	Ithemba L	13.309	0.5532	0.7181	0.6060	0.6060	
DA QAM	HLI21307	Ukloba I	13.709	2.5303	2.6888	2.2691	2.2691	
DA QAM	HLI21015	Trawl Inve	13.767	0.4809	0.6521	0.3568	0.3568	
DA QAM	HLI21437	JFP Fishin	13.793	0.7817	0.9212	0.7774	0.7774	
DA QAM	HLI21079	Ukloba K	14.231	3.8419	3.2422	3.2422	3.2422	
DA QAM	HLI21154	Saul Cloet	14.832	2.4370	2.5829	2.1797	2.1797	
DA QAM	HLI21214	DIABLO TF	15.018	1.0022	0.8458	0.8458	0.8458	
DA QAM	HLI21327	Khulani Fi	15.162	0.8151	0.6879	0.6879	0.6879	
DA QAM	HLI21323	Uwandle	15.426	3.7581	3.7581	3.7581	3.7581	
DA QAM	HLI21058	OPEN CIRI	15.538	0.5275	0.7051	0.5950	0.5950	
DA QAM	HLI21023	MAUBOX	15.588	0.5200	0.7196	0.6047	0.6047	
DA QAM	HLI21258	VERSA TEX	15.646	1.0190	1.2283	1.0366	1.0366	
DA QAM	HLI21097	Impala Fis	15.687	1.1827	1.3983	1.1800	1.1800	
DA QAM	HLI21108	Amqobhe	15.697	0.5200	0.6722	0.5740	0.5740	
DA QAM	HLI21167	UMZAMO	15.775	0.5532	0.4779	0.4779	0.4779	
DA QAM	HLI21160	FORUM	15.879	0.8028	0.6775	0.6775	0.6775	
DA QAM	HLI21256	Humansd	15.944	0.7616	1.0850	0.9156	0.9156	
DA QAM	HLI21207	Taridori Fi	16.025	0.5826	0.7665	0.6469	0.6469	
DA QAM	HLI21278	Solomons	16.028	0.4642	0.7305	0.6165	0.6165	
DA QAM	HLI21268	ALGOA Me	16.072	0.6674	0.8704	0.7345	0.7345	
DA QAM	HLI21211	Titanor E	16.275	0.4169	0.6446	0.5504	0.5504	
DA QAM	HLI21026	The Cape	16.925	0.6924	0.8827	0.7449	0.7449	
DA QAM	HLI21051	Combinet	16.940	0.8073	1.0927	0.9221	0.9221	
DA QAM	HLI21227	African Str	16.785	0.4207	0.6553	0.5596	0.5596	
DA QAM	HLI21141	Sizabantu	16.832	0.7132	0.9351	0.7891	0.7891	
DA QAM	HLI21234	Bluefin Hc	17.325	0.3955	0.6873	0.5869	0.5869	
DA QAM	HLI21194	Valortradi	17.394	0.4993	0.7403	0.6247	0.6247	
DA QAM	HLI21223	Intlonzi Fi	18.021	1.1756	1.4229	1.2008	1.2008	
DA QAM	HLI21182	Heatwave	18.086	0.5867	0.8467	0.7145	0.7145	
DA QAM	HLI21173	TTM Fishi	18.221	0.5200	0.8624	0.7278	0.7278	
DA QAM	HLI21276	Cape Fish	18.280	0.6795	0.9585	0.8089	0.8089	
DA QAM	HLI21083	Yellow Str	18.353	0.7330	0.6186	0.6186	0.6186	
DA QAM	HLI21191	Mosikhole	18.441	0.8443	1.0979	0.9265	0.9265	
DA QAM	HLI21111	Ferro Fish	18.920	0.5275	0.8446	0.7128	0.7128	
DA QAM	HLI21292	Unathi-Wa	19.034	0.7840	1.0567	0.8918	0.8918	
DA QAM	HLI21400	Mast Fishi	19.084	0.7482	1.0463	0.8830	0.8830	
DA QAM	HLI21303	Sceptre Fi	19.491	0.8653	1.2141	1.0245	1.0245	
DA QAM	HLI21188	Ocean UKI	20.128	1.2001	1.5045	1.2697	1.2697	
DA QAM	HLI21002	LM Fisher	20.182	1.1607	1.4968	1.2632	1.2632	
DA QAM	HLI21179	AFD Fishi	20.648	0.4537	0.7645	0.6452	0.6452	
DA QAM	HLI21016	Interfish I	21.895	2.0880	2.4178	2.0404	2.0404	
DA QAM	HLI21122	Nalitha Fi	22.543	5.1244	5.1244	4.3245	4.3245	
DA QAM	HLI21001	Balobi Fis	25.369	0.8911	1.2716	1.0731	1.0731	
DA QAM	HLI21057	Dyer Ellan	26.512	0.8480	1.2159	1.0261	1.0261	
DA QAM	HLI21205	Finnman 21	27.923	0.1165	0.4780	0.4129	0.4129	
DA QAM	HLI21044	Bir Afrika	30.630	1.7927	2.1668	1.8286	1.8286	
DA QAM	HLI21010	Balobi Pre	32.250	0.9052	1.2608	1.0636	1.0636	
DA QAM	HLI21029	Blue Vent	36.984	0.3916	0.3422	0.3422	0.3422	
DA QAM	HLI21120	Eyethu Fi	40.493	0.6015	0.6015	0.5136	0.5136	
DA QAM	HLI21040	Premier F	45.165	0.5059	0.8927	0.7534	0.7534	

82.000000

Quantum check

Quantum for Cat A (remaining) 84.3859  
 Quantum for Cat B 3.0000  
 Quantum for Cat C 15.0000  
 Overall allocated Quantum -2.3859  
 Number of successful applicants 90

Slope

0.02622

0	-2.38590		
1	-0.05244	0.02198	-2.35968
2	-0.05185	0.02173	-2.33346
3	-0.05127	0.02149	-2.30724
4	-0.05069	0.02125	-2.28103
5	-0.05011	0.02100	-2.25481
6	-0.04952	0.02076	-2.22859
7	-0.04894	0.02051	-2.20237
8	-0.04836	0.02027	-2.17615
9	-0.04778	0.02002	-2.14993
10	-0.04719	0.01978	-2.12371
11	-0.04661	0.01954	-2.09749
12	-0.04603	0.01929	-2.07128
13	-0.04545	0.01905	-2.04506
14	-0.04486	0.01880	-2.01884
15	-0.04428	0.01856	-1.99262
16	-0.04370	0.01832	-1.96640
17	-0.04312	0.01807	-1.94018
18	-0.04253	0.01783	-1.91396
19	-0.04195	0.01758	-1.88775
20	-0.04137	0.01734	-1.86153
21	-0.04078	0.01709	-1.83531
22	-0.04020	0.01685	-1.80909
23	-0.03962	0.01661	-1.78287
24	-0.03904	0.01636	-1.75665
25	-0.03846	0.01612	-1.73043
26	-0.03787	0.01587	-1.70421
27	-0.03729	0.01563	-1.67799
28	-0.03671	0.01538	-1.65178
29	-0.03612	0.01514	-1.62556
30	-0.03554	0.01490	-1.59934
31	-0.03496	0.01465	-1.57312
32	-0.03438	0.01441	-1.54690
33	-0.03379	0.01416	-1.52068
34	-0.03321	0.01392	-1.49446
35	-0.03263	0.01368	-1.46825
36	-0.03205	0.01343	-1.44203
37	-0.03146	0.01319	-1.41581
38	-0.03088	0.01294	-1.38959
39	-0.03030	0.01270	-1.36337
40	-0.02971	0.01245	-1.33715
41	-0.02913	0.01221	-1.31093
42	-0.02855	0.01197	-1.28472
43	-0.02797	0.01172	-1.25850
44	-0.02738	0.01148	-1.23228
45	-0.02680	0.01123	-1.20606
46	-0.02622	0.01099	-1.17984
47	-0.02564	0.01074	-1.15362
48	-0.02505	0.01050	-1.12740
49	-0.02447	0.01026	-1.10118
50	-0.02389	0.01001	-1.07497
51	-0.02331	0.00977	-1.04875
52	-0.02272	0.00952	-1.02253
53	-0.02214	0.00928	-0.99631
54	-0.02156	0.00904	-0.97009
55	-0.02097	0.00879	-0.94387
56	-0.02039	0.00855	-0.91765
57	-0.01981	0.00830	-0.89144
58	-0.01923	0.00806	-0.86522
59	-0.01864	0.00781	-0.83900
60	-0.01806	0.00757	-0.81278
61	-0.01748	0.00733	-0.78656
62	-0.01690	0.00708	-0.76034
63	-0.01631	0.00684	-0.73412
64	-0.01573	0.00659	-0.70790
65	-0.01515	0.00635	-0.68169
66	-0.01457	0.00611	-0.65547
67	-0.01398	0.00586	-0.62925
68	-0.01340	0.00562	-0.60303
69	-0.01282	0.00537	-0.57681
70	-0.01224	0.00513	-0.55059
71	-0.01165	0.00488	-0.52437
72	-0.01107	0.00464	-0.49815
73	-0.01049	0.00440	-0.47194
74	-0.00990	0.00415	-0.44572
75	-0.00932	0.00391	-0.41950



**GENERAL PUBLISHED REASONS PERTAINING TO THE RECONSIDERATION OF APPEALS IN THE HAKE LONGLINE SECTOR  
FISHING RIGHT ALLOCATION PROCESS 2021/2022**

**Annexure A3 - Category A**

No	Application No	Registered Name	QAM Weighting applied by the DA	QAM Weighting published per DA GPR	Current TAC Allocation	TAC Allocation as of 1 Aug 2025	TAC Allocation as of 1 Jan 2026
1	HLL21040	Premier Fishing SA (Pty) Ltd	45,17%	53,05%	0,7534	0,7534	0,7528
2	HLL21120	Eyethu Fishing (Pty) Ltd	40,49%	43,30%	0,5136	0,5136	0,5124
3	HLL21029	Blue Venture Fishing (Pty) Ltd	36,98%	27,78%	0,3422	0,3422	0,3405
4	HLL21010	Balobi Processors (Pty) Ltd	32,25%	27,24%	1,0636	1,0636	1,0613
5	HLL21044	Biz Afrika 131 (Pty) Ltd	30,63%	40,88%	1,8286	1,8286	1,8257
6	HLL21205	Finman 213 CC	27,92%	23,68%	0,4129	0,4129	0,4094
7	HLL21057	Dyer Eiland Visserye (Edms) Bpk	26,51%	14,93%	1,0261	1,0261	1,0220
8	HLL21001	Balobi Fishing Enterprises (Pty) Ltd	25,37%	21,67%	1,0731	1,0731	1,0684
9	HLL21122	Nalitha Fishing Group (Pty) Ltd	22,54%	20,02%	4,3245	4,3245	4,3193
10	HLL21016	Interfish (Pty) Ltd	21,90%	17,85%	2,0404	2,0404	2,0346
11	HLL21179	AFD Fishing CC	20,65%	17,79%	0,6452	0,6452	0,6388
12	HLL21002	LM Fisheries (Pty) Ltd	20,18%	16,85%	1,2632	1,2632	1,2562
13	HLL21188	Ocean Ukhozi Fishing (Pty) Ltd	20,13%	17,65%	1,2697	1,2697	1,2621
14	HLL21303	Sceptre Fishing (Pty) Ltd	19,49%	19,97%	1,0246	1,0246	1,0164
15	HLL21400	Mast Fishing (Pty) Ltd	19,08%	15,97%	0,8830	0,8830	0,8743
16	HLL21292	Unathi-Wena Fishing CC	19,03%	16,41%	0,8918	0,8918	0,8825
17	HLL21111	Ferro Fishing (Pty) Ltd	18,92%	16,45%	0,7128	0,7128	0,7029
18	HLL21191	Masikhule Fishing CC	18,44%	15,64%	0,9265	0,9265	0,9160
19	HLL21083	Yellow Star Trading 1154 (Pty) Ltd	18,35%	15,30%	0,6186	0,6186	0,6075
20	HLL21276	Cape Fish Processors (Pty) Ltd	18,28%	15,90%	0,8089	0,8089	0,7972
21	HLL21173	TTM Fishing (Pty) Ltd	18,22%	14,30%	0,7278	0,7278	0,7156
22	HLL21182	Heatwave Fishing Corporation (Pty) Ltd	18,09%	15,46%	0,7145	0,7145	0,7017
23	HLL21223	Intlanzi Fishing (Pty) Ltd	18,02%	15,23%	1,2008	1,2008	1,1874
24	HLL21194	Valortrade 1143 CC	17,39%	14,61%	0,6247	0,6247	0,6107
25	HLL21234	Bluefin Holding (Pty) Ltd	17,32%	15,56%	0,5869	0,5869	0,5723
26	HLL21141	Sizabantu Fishing Corporation (Pty) Ltd	16,83%	14,20%	0,7891	0,7891	0,7740
27	HLL21227	African Star Fishing (Pty) Ltd	16,74%	14,45%	0,5596	0,5596	0,5439
28	HLL21051	Combined Fishing Enterprises (Pty) Ltd	16,41%	14,06%	0,9221	0,9221	0,9058
29	HLL21026	The Cape Peninsula Linefisherman CC	16,32%	14,03%	0,7449	0,7449	0,7280

**GENERAL PUBLISHED REASONS PERTAINING TO THE RECONSIDERATION OF APPEALS IN THE HAKE LONGLINE SECTOR  
FISHING RIGHT ALLOCATION PROCESS 2021/2022**

**Annexure A3 - Category A**

30	HLL21211	Titancor Eleven CC	16,27%	13,66%	0,5504	0,5504	0,5329
31	HLL21268	Algoa Marine Exporters(Pty) Ltd	16,07%	13,62%	0,7345	0,7345	0,7164
32	HLL21278	Solomons Fishing CC	16,03%	13,04%	0,6165	0,6165	0,5979
33	HLL21207	Taridor Five CC	16,02%	13,53%	0,6469	0,6469	0,6277
34	HLL21256	Humansdorp Community Factory Workers (Pty) Ltd	15,94%	14,15%	0,9156	0,9156	0,8958
35	HLL21160	I Fortune And Crew Proprietary Limited	15,88%	13,52%		0,6775	0,6571
36	HLL21167	Umzamowethu (Oyster Bay) Fishermens Corporation CC	15,77%	13,62%	0,4779	0,4779	0,4569
37	HLL21103	Amaqobela Fishing (Pty) Ltd	15,70%	11,34%	0,5740	0,5740	0,5524
38	HLL21097	Impala Fishing (Pty) Ltd	15,69%	13,68%	1,1800	1,1800	1,1579
39	HLL21258	Versatex Trading 249 (Pty) Ltd	15,65%	13,22%	1,0366	1,0366	1,0139
40	HLL21023	Malibongwe Fisheries (Pty) Ltd	15,59%	13,19%	0,6047	0,6047	0,5814
41	HLL21098	Open Circle Projects 1 CC	15,54%	13,24%	0,5950	0,5950	0,5711
42	HLL21323	Ulwandle Fishing (Pty) Ltd	15,43%	13,23%	3,1715	3,1715	3,1470
43	HLL21327	Khufani Fishing (Pty) Ltd	15,16%	13,23%		0,6879	0,6628
44	HLL21214	Diablo Trade 113 (Pty) Ltd	15,02%	12,75%	0,8458	0,8458	0,8202
45	HLL21154	Saul Cloete & Vemote (Pty) Ltd	14,83%	12,35%	2,1797	2,1797	2,1535
46	HLL21079	Ukuloba Kulungile Investments (Pty) Ltd	14,23%	12,00%	3,2422	3,2422	3,2154
47	HLL21437	JFP Fishing CC	13,79%	10,97%	0,7774	0,7774	0,7500
48	HLL21015	Trawl Investments CC	13,77%	9,11%	0,5568	0,5568	0,5288
49	HLL21307	Ukloba Fishing (Pty) Ltd	13,71%	10,09%	2,2691	2,2691	2,2406
50	HLL21146	Ithemba Labantu Fishing (Pty) Ltd	13,31%	12,91%	0,6060	0,6060	0,5769
51	HLL21228	Hacky Fishing (Pty) Ltd	12,90%	10,54%	1,0024	1,0024	0,9727
52	HLL21246	Joenardo Fishing CC	11,71%	10,25%	0,8122	0,8122	0,7819
53	HLL21039	Safrika Fishing CC	11,63%	11,68%	0,4711	0,4711	0,4402
54	HLL21324	Mossel Bay Indigenous Fisherman CC	10,89%	8,84%	0,7482	0,7482	0,7167
55	HLL21235	Cyrel Burrel Fishing CC	10,79%	9,39%	0,8043	0,8043	0,7723
56	HLL21109	D and H Fisheries CC	10,75%	7,99%	0,8119	0,8119	0,7793
57	HLL21193	Activest Twenty (Pty) Ltd	10,69%	9,37%	0,6382	0,6382	0,6050
58	HLL21156	Deus Te Ajude Fishing (Pty) Ltd	10,46%	9,03%	0,7136	0,7136	0,6798
59	HLL21055	Gibbiseps Visserye Pty Ltd	10,41%	9,34%	0,4683	0,4683	0,4339
60	HLL21107	Vasco Da Gama Fishing CC	10,34%	7,76%	0,8069	0,8069	0,7719
61	HLL21305	Al-Aman Fishing	10,30%	9,10%	0,7185	0,7185	0,6830

**GENERAL PUBLISHED REASONS PERTAINING TO THE RECONSIDERATION OF APPEALS IN THE HAKE LONGLINE SECTOR  
FISHING RIGHT ALLOCATION PROCESS 2021/2022**

**Annexure A3 - Category A**

62	HLL21189	Yeyethu Fishing (Pty) Ltd	10,10%	8,56%	0,3965	0,3965	0,3604
63	HLL21300	Risar Fishing	9,86%	8,69%	0,9350	0,9350	0,8983
64	HLL21042	Rainbow Nation Fishing CC	9,81%	8,23%		0,6420	0,6047
65	HLL21153	Siyakha Fishing CC	9,57%	8,52%	0,6026	0,6026	0,5647
66	HLL21334	Pakamani Fishing (Pty) Ltd	9,53%	8,56%	1,9609	1,9609	1,9224
67	HLL21058	Hentiq 1173 (Pty) Ltd	9,34%	8,27%	0,7253	0,7253	0,6863
68	HLL21190	Genuine Fisheries CC	9,17%	7,68%	0,5351	0,5351	0,4955
69	HLL21129	Westfort Fishing CC	9,16%	8,07%	0,4593	0,4593	0,4191
70	HLL21069	Pike Rock Fishing Corp CC	9,04%	7,58%	0,5136	0,5136	0,4728
71	HLL21157	VM Young Visserye Bk	8,97%	7,75%	0,5940	0,5940	0,5526
72	HLL21151	Carpensis Fishing Industries (Pty) Ltd	8,90%	7,51%	0,3456	0,3456	0,3037
73	HLL21148	Carina Fisheries CC	8,89%	7,69%	0,4313	0,4313	0,3888
74	HLL21183	Faulkner Fishing Enterprises CC	8,77%	7,53%	0,6582	0,6582	0,6151
75	HLL21086	Alice Community Fishing Enterprise CC	8,74%	7,67%			0,5771
76	HLL21052	Alicente Fishing (Pty) Ltd	8,74%	7,62%	0,8659	0,8659	0,8216
77	HLL21108	Maintenance Fishing CC	8,73%	7,27%	0,6597	0,6597	0,6148
78	HLL21237	Full Deck Investments (Pty) Ltd	8,60%	7,37%	0,9266	0,9266	0,8812
79	HLL21335	NPS Agencies CC	8,56%	7,19%	0,4779	0,4779	0,4319
80	HLL21238	Petersen's Fishing Enterprises CC	8,26%	6,88%	0,4206	0,4206	0,3740
81	HLL21113	Soundprops 1167 Investments (Pty) Ltd	8,14%	8,78%	0,5949	0,5949	0,5477
82	HLL21304	Zimele Fishing Enterprises	8,00%	6,88%	0,7155	0,7155	0,6677
83	HLL21101	Kupukani Fishing (Pty) Ltd	7,82%	6,60%	1,0790	1,0790	1,0306
84	HLL21241	The Tuna Hake Fishing Corporation Ltd	7,40%	6,33%	5,6814	5,6814	5,6325
85	HLL21037	Nati si Nako Fishing CC	5,76%	5,76%	0,3533	0,3533	0,3038
86	HLL21265	Siyabona Fishing (Pty) Ltd	3,80%	3,58%		0,5136	0,4635
87	HLL21269	J&J Visserye	2,38%	2,15%	0,4755	0,4755	0,4248
88	HLL21346	Trade-Off 65 (Pty) Ltd	2,21%	2,21%			0,8931
89	HLL21221	Pellrus Historical Fishing Corporation CC	1,40%	1,42%	0,5913	0,5913	0,5394
90	HLL21295	Kusasa Commodities 63 (Pty) Ltd	0,68%	0,54%	0,4314	0,4314	0,3790

**GENERAL PUBLISHED REASONS PERTAINING TO THE RECONSIDERATION OF APPEALS IN THE HAKE LONGLINE SECTOR  
FISHING RIGHT ALLOCATION PROCESS 2021/2022**

**ANNEXURE B1 - CATEGORY B**

<b>No</b>	<b>App. No.</b>	<b>Entity</b>	<b>Score (%)</b>	<b>Final Decision</b>
1	HLL21085	Seavuna Fishing Co (Pty) Ltd	89.34	Successful
2	HLL21308	Gansbaai Marine (Pty) Ltd	84.75	Successful
3	HLL21142	Atlantis Seafood Products (Pty) Ltd	82.76	Successful
4	HLL21004	The Jenny Fishing Enterprises (Pty) Ltd	79.96	Successful
5	HLL21007	GGA Fishing Enterprises (Pty) Ltd	79.36	Successful
6	HLL21006	MTV Fishing St Francis Bay (Pty) Ltd	79.33	Successful
7	HLL21370	Canan Fishing (Pty) Ltd	79.33	Successful
8	HLL21043	West Point Fishing Corporation (Pty) Ltd	78.77	Successful
9	HLL21003	Rustee (Pty) Ltd	76.89	Successful
10	HLL21261	Mayibuye Fishing (Pty) Ltd	76.48	Unsuccessful
11	HLL21175	Copper Moon Trading 612 (Pty) Ltd	74.62	Unsuccessful
12	HLL21079	Ukuloba Kulungile Investments (Pty) Ltd	73.24	Unsuccessful
13	HLL21252	Bayana Bayana Fishing CC	71.98	Unsuccessful
14	HLL21132	GSA Ocean Products (Pty) Ltd	71.42	Unsuccessful
15	HLL21262	Zimkhitha Fishing (Pty) Ltd	70.50	Unsuccessful
16	HLL21271	Kalmia Trading 1001 CC	70.16	Unsuccessful
17	HLL21033	JC Fishing CC	70.08	Unsuccessful
18	HLL21260	Chetty's Fisheries CC	70.00	Unsuccessful
19	HLL21494	Argento Trading 69 CC	69.51	Unsuccessful
20	HLL21009	Ingwe Emnyama Fishing Enterprises (Pty) Ltd	69.38	Unsuccessful
21	HLL21480	Moby Dick Fishing Enterprises CC	69.14	Unsuccessful
22	HLL21236	Dewmist Investments CC	69.02	Unsuccessful
23	HLL21008	El Calamar (Pty) Ltd	68.38	Unsuccessful

**GENERAL PUBLISHED REASONS PERTAINING TO THE RECONSIDERATION OF APPEALS IN THE HAKE LONGLINE SECTOR  
FISHING RIGHT ALLOCATION PROCESS 2021/2022**

**ANNEXURE B1 - CATEGORY B**

24	HLL21185	JNC Fishing Pty Ltd	67.70	Unsuccessful
25	HLL21233	Sneeuberg Fishing (Pty) Ltd	67.41	Unsuccessful
26	HLL21150	Jurassic Fishing Industries (Pty) Ltd	66.97	Unsuccessful
27	HLL21163	South West Trawlers CC	66.96	Unsuccessful
28	HLL21279	MFV Alberleze Vessel Company (Pty) Ltd	66.62	Unsuccessful
29	HLL21130	MJM Casula Fishing CC	66.52	Unsuccessful
30	HLL21147	Precious Prospect Trading 110 (Pty) Ltd	66.40	Unsuccessful
31	HLL21161	Mictel Fishing CC	66.36	Unsuccessful
32	HLL21274	Prima Seevisserye (Pty) Ltd	66.13	Unsuccessful
33	HLL21126	At All Times Fishing (Pty) Ltd	65.89	Unsuccessful
34	HLL21169	Trade Factor Sixteen (Pty) Ltd	65.68	Unsuccessful
35	HLL21106	MFV Westerdam (Pty) Ltd	65.67	Unsuccessful
36	HLL21239	Rooiberg Bay Fishing CC	65.50	Unsuccessful
37	HLL21059	AX Fishing (Pty) Ltd	65.38	Unsuccessful
38	HLL21038	Masomelele Fishing (Pty) Ltd	65.31	Unsuccessful
39	HLL21078	Fisherman Fresh CC	64.67	Unsuccessful
40	HLL21200	Mosgus Fishing And Exporters No 1 CC	64.63	Unsuccessful
41	HLL21287	Houtbay Fishermans Widows Association No 2	64.58	Unsuccessful
42	HLL21134	Zelpy 2152 (Pty) Ltd	64.52	Unsuccessful
43	HLL21219	Radiant Fishing CC	64.28	Unsuccessful
44	HLL21140	Trade Factor Fifteen (Pty) Ltd	63.96	Unsuccessful
45	HLL21371	Nascimento Fishing CC	63.88	Unsuccessful
46	HLL21289	Braxton Security Services CC	63.87	Unsuccessful
47	HLL21277	ANG Jerry Fishing CC	63.86	Unsuccessful
48	HLL21315	Trademane (Pty) Ltd	63.68	Unsuccessful

**GENERAL PUBLISHED REASONS PERTAINING TO THE RECONSIDERATION OF APPEALS IN THE HAKE LONGLINE SECTOR  
FISHING RIGHT ALLOCATION PROCESS 2021/2022**

**ANNEXURE B1 - CATEGORY B**

49	HLL21053	Batsilva (Pty) Ltd	63.54	Unsuccessful
50	HLL21198	Sijubilye Fishing (Pty) Ltd	63.29	Unsuccessful
51	HLL21025	Spa Fishing (Pty) Ltd	63.28	Unsuccessful
52	HLL21088	Chapmans Seafood Company (Pty) Ltd	63.12	Unsuccessful
53	HLL21082	Fernandes Fishing CC	62.93	Unsuccessful
54	HLL21404	Imizamoyethu Fishing (Pty) Ltd	62.74	Unsuccessful
55	HLL21477	Timowize (Pty) Ltd	62.53	Unsuccessful
56	HLL21080	Ocean Rocket Fishing CC	62.39	Unsuccessful
57	HLL21125	Joville Fishing CC	62.05	Unsuccessful
58	HLL21165	Cape Ithemba Fishing (Pty) Ltd	62.01	Unsuccessful
59	HLL21104	Moniz Fisheries (Pty) Ltd	61.95	Unsuccessful
60	HLL21226	EW Smith Fishing CC	61.86	Unsuccessful
61	HLL21186	Red Hawk Fishing CC	61.76	Unsuccessful
62	HLL21220	South African Fishing Empowerment Corporation (Pty) Ltd	61.75	Unsuccessful
63	HLL21216	Mount Pleasant Fishing (Pty) Ltd	61.44	Unsuccessful
64	HLL21045	Ithuba Yethu Fishing (Pty) Ltd	61.16	Unsuccessful
65	HLL21310	Sagittarius Fisheries(Pty) Ltd	61.12	Unsuccessful
66	HLL21468	Sevlac Investments No.51 CC	61.03	Unsuccessful
67	HLL21067	Helena Rossouw Fishing CC	59.89	Unsuccessful
68	HLL21443	Changing Tide 113 (Pty) Ltd	59.72	Unsuccessful
69	HLL21123	Windhoek Fishing (Pty) Ltd	59.55	Unsuccessful
70	HLL21164	Rocket Trading 35 CC	58.87	Unsuccessful
71	HLL21192	Ikamvalethu Fishing (Pty) Ltd	58.87	Unsuccessful
72	HLL21243	Via Comdeus Fishing CC	58.79	Unsuccessful
73	HLL21068	Palzet Visserye	58.75	Unsuccessful

**GENERAL PUBLISHED REASONS PERTAINING TO THE RECONSIDERATION OF APPEALS IN THE HAKE LONGLINE SECTOR  
FISHING RIGHT ALLOCATION PROCESS 2021/2022**

**ANNEXURE B1 - CATEGORY B**

74	HLL21213	Penguin Visserye CC	58.19	Unsuccessful
75	HLL21201	Balelo And Santos Fishing CC	58.17	Unsuccessful
76	HLL21244	Yoluntu Sea Products CC	57.99	Unsuccessful
77	HLL21245	Dippa Distributors (Pty) Ltd	57.04	Unsuccessful
78	HLL21390	Biz Afrika 32 (Pty) Ltd	56.16	Unsuccessful
79	HLL21372	A Penglides (Pty) Ltd	56.02	Unsuccessful
80	HLL21124	Douglas H Fishing (Pty) Ltd	55.93	Unsuccessful
81	HLL21054	Trakprops 22 (Pty) Ltd	55.91	Unsuccessful
82	HLL21470	Clipper Fishing CC	55.26	Unsuccessful
83	HLL21240	Sibange Fishing (Pty) Ltd	54.62	Unsuccessful
84	HLL21095	Mnajama Trading (Pty) Ltd	54.34	Unsuccessful
85	HLL21495	Raaff Fisheries CC	54.01	Unsuccessful
86	HLL21493	Marinata Vissersvroue Organisasie CC	53.88	Unsuccessful
87	HLL21249	Finecorp Trading 113 CC	53.42	Unsuccessful
88	HLL21197	Sheatrade 34 CC	53.06	Unsuccessful
89	HLL21365	Xstinct Trading	52.77	Unsuccessful
90	HLL21402	Shazul Trading And Investments	52.67	Unsuccessful
91	HLL21267	Community Workers Fishing Enterprises (Pty) Ltd	52.21	Unsuccessful
92	HLL21317	Konsortia Consultancy CC	51.80	Unsuccessful
93	HLL21476	Siyaphuhlisa Trading (Pty) Ltd	51.55	Unsuccessful
94	HLL21466	Lavender Moon Trading 49 CC	51.39	Unsuccessful
95	HLL21403	Hawston Seafarms Foundation NPC	51.24	Unsuccessful
96	HLL21288	Pelikaan Visserye (Pty) Ltd	51.10	Unsuccessful
97	HLL21145	Boventrek Beleggings (Pty) Ltd	51.08	Unsuccessful
98	HLL21457	Palm Springs Fishing	50.93	Unsuccessful

**GENERAL PUBLISHED REASONS PERTAINING TO THE RECONSIDERATION OF APPEALS IN THE HAKE LONGLINE SECTOR  
FISHING RIGHT ALLOCATION PROCESS 2021/2022**

**ANNEXURE B1 - CATEGORY B**

99	HLL21432	Africa S Best 50 Ltd	50.73	Unsuccessful
100	HLL21380	Garies Consolidated Holdings Pty Ltd	50.58	Unsuccessful
101	HLL21041	Sinethemba Fishing CC	50.20	Unsuccessful
102	HLL21356	Vicky Rose (Pty) Ltd	50.14	Unsuccessful
103	HLL21074	Scarlet Dawn Trading 243 CC	49.58	Unsuccessful
104	HLL21378	Afro Fishing Workers (Pty) Ltd	48.73	Unsuccessful
105	HLL21409	J Engelbrecht Visserye CC	48.21	Unsuccessful
106	HLL21049	During Visserye Bk	46.92	Unsuccessful
107	HLL21330	Isivile Masikhane (Pty) Ltd	46.11	Unsuccessful
108	HLL21351	The Market Deli (Pty) Ltd	46.06	Unsuccessful
109	HLL21064	York Point Fisheries CC	45.83	Unsuccessful
110	HLL21061	Spring Forest Trading 295 CC	45.50	Unsuccessful
111	HLL21474	Southern Ambition 384	45.39	Unsuccessful
112	HLL21070	Meermin Visserye (Pty) Ltd	44.69	Unsuccessful
113	HLL21149	Native Extreme (Pty) Ltd	44.26	Unsuccessful
114	HLL21384	Busibenyosi	44.26	Unsuccessful
115	HLL21062	T&N Visserye Bk	41.33	Unsuccessful
116	HLL21338	Aasbank Fishing (Pty) Ltd	43.88	Unsuccessful
117	HLL21072	Jaffa S Bay Fishing CC	63.65	Excluded
118	HLL21242	Ukulima Fishing (Pty) Ltd	59.47	Excluded
119	HLL21385	Silver Solutions 2092 CC	55.94	Excluded
120	HLL21445	BMC Visserye Bk	55.59	Excluded
121	HLL21405	FG Fishing Enterprises	55.01	Excluded
122	HLL21294	PJF Marine CC	54.50	Excluded
123	HLL21412	Klipbank Visserye Personeel (Pty) Ltd	54.38	Excluded



**GENERAL PUBLISHED REASONS PERTAINING TO THE RECONSIDERATION OF APPEALS IN THE HAKE LONGLINE SECTOR  
FISHING RIGHT ALLOCATION PROCESS 2021/2022**

**ANNEXURE B1 - CATEGORY B**

124	HLL21253	Valley River Trading 265 CC	52.84	Excluded
125	HLL21012	EFH Walters Fishing CC	52.76	Excluded
126	HLL21503	Marion Dawn Fishing CC	52.68	Excluded
127	HLL21471	Dromedaris Visserye (Pty) Ltd	52.43	Excluded
128	HLL21535	K2015290802 (Pty) Ltd	48.28	Excluded
129	HLL21065	Julies Vissery Bk	43.58	Excluded
130	HLL21363	Masiyibambe Njalo (Pty) Ltd	42.92	Excluded

## Annexure B2

### Category B

Step 1: Note the lowest ranked right holder would receive less than 0.1165%.

9-9b II quantum ranking cat B - DA QAM

Source	Category	Application	Registered Quantum	FRAP_Rev	DA allocat	Appeals a	Review allocation
DA QAM	B	HLL21085	SeaVuna Fi	0.661499	89.34	0.7500	0.7500
DA QAM	B	HLL21142	Atlantis Ser	0.629547	82.76	0.6429	0.6429
DA QAM	B	HLL21308	Gansbaai IV	0.493696	84.75	0.5357	0.5357
DA QAM	B	HLL21043	West Point	0.403023	78.77	0.4286	0.4286
DA QAM	B	HLL21007	GGA Fishin	0.346987	79.36	0.3214	0.3214
DA QAM	B	HLL21370	Canan Fishi	0.266844	79.33	0.1165	0.1165
DA QAM	B	HLL21003	Rustee (Pty	0.251351	76.89	0.1165	0.1165
DA QAM	B	HLL21006	MTV Fishin	0.234721	79.33	0.2143	0.2143
DA QAM	B	HLL21004	The Jenny f	0.230058	79.96	0.1071	0.1165

Number of successful Applicant 9

Quantum for Cat B 3.000

TRUE

Slope

-0.300000

cat B

0	3.000	
1	0.600000	0.200000
2	0.533333	0.177778
3	0.466667	0.155556
4	0.400000	0.133333
5	0.333333	0.111111
6	0.266667	0.088889
7	0.200000	0.066667
8	0.133333	0.044444
9	0.066667	0.022222

Step 2: If the lowest ranked right holder is allocated 0.1165% then the next lowest ranked receives less than 0.1165%.

9-9b II quantum ranking cat B - DA QAM

Source	Category	Application	Registered Quantum	FRAP_Rev	DA allocat	Appeals a	Review allocation
DA QAM	B	HLL21085	SeaVuna Fi	0.661499	89.34	0.7500	0.7500
DA QAM	B	HLL21142	Atlantis Ser	0.629547	82.76	0.6429	0.6429
DA QAM	B	HLL21308	Gansbaai IV	0.493696	84.75	0.5357	0.5357
DA QAM	B	HLL21043	West Point	0.403023	78.77	0.4286	0.4286
DA QAM	B	HLL21007	GGA Fishin	0.346987	79.36	0.3214	0.3214
DA QAM	B	HLL21370	Canan Fishi	0.266844	79.33	0.1165	0.1165
DA QAM	B	HLL21003	Rustee (Pty	0.251351	76.89	0.1165	0.1165
DA QAM	B	HLL21006	MTV Fishin	0.234721	79.33	0.2143	0.2143
DA QAM	B	HLL21004	The Jenny f	0.230058	79.96	0.1071	0.1165

Quantum for Cat B 3.000

Applicants allocated min 1

Total applicants 9

Quantum remaining 2.8835

Slope -0.300000

0	2.8835	
1	0.598283	0.207485
2	0.528810	0.183392
3	0.459336	0.159298
4	0.389862	0.135205
5	0.320389	0.111111
6	0.250915	0.087018
7	0.181442	0.062924
8	0.111968	0.038831
9	0.042495	0.014737

Step 3: Once the two lowest ranking right holders are allocated 0.1165% (yellow), 0.1053% of the 3% remains (thick border box). This was divided equally across all 9 right holders (green).

9-9b II quantum ranking cat B - DA QAM

Source	Category	Application	Registered Quantum	FRAP_Rev	DA allocat	Appeals a	Min allocation	Review allocation
DA QAM	B	HLL21085	SeaVuna Fi	0.661499	89.34	0.7500	0.5986	0.5986
DA QAM	B	HLL21142	Atlantis Ser	0.629547	82.76	0.6429	0.5258	0.5258
DA QAM	B	HLL21308	Gansbaai IV	0.493696	84.75	0.5357	0.4530	0.4530
DA QAM	B	HLL21043	West Point	0.403023	78.77	0.4286	0.3802	0.3802
DA QAM	B	HLL21007	GGA Fishin	0.346987	79.36	0.3214	0.3074	0.3074
DA QAM	B	HLL21370	Canan Fishi	0.266844	79.33	0.1165	0.2346	0.2346
DA QAM	B	HLL21003	Rustee (Pty	0.251351	76.89	0.1165	0.1619	0.1619
DA QAM	B	HLL21006	MTV Fishin	0.234721	79.33	0.2143	0.1165	0.1165
DA QAM	B	HLL21004	The Jenny f	0.230058	79.96	0.1071	0.1165	0.1165

Quantum for Cat B 3.000

Applicants allocated min 2

Total applicants 9

Quantum remaining 2.7670

Slope -0.300000

remains divided by 9  
0.1053 0.0117

0	2.7670	
1	0.598631	0.216347
2	0.525834	0.190038
3	0.453038	0.163729
4	0.380241	0.137420
5	0.307444	0.111111
6	0.234648	0.084802
7	0.161851	0.058493
8	0.089055	0.032185
9	0.016258	0.005876

**GENERAL PUBLISHED REASONS PERTAINING TO THE RECONSIDERATION OF APPEALS IN THE HAKE LONGLINE SECTOR  
FISHING RIGHT ALLOCATION PROCESS 2021/2022**

**Annexure B3 - Category B**

No	Application No	Registered Name	QAM Weighting applied by the DA	QAM Weighting published per DA GPR	Current TAC Allocation	TAC Allocation as of 1 Aug 2025	TAC Allocation as of 1 Jan 2026
1	HLL21085	SeaVuna Fishing Co (Pty) Ltd	66,15%	70,47%	0,6329	0,6329	0,6103
2	HLL21142	Atlantis Seafood Products (Pty) Ltd	62,95%	52,63%	0,5490	0,5490	0,5375
3	HLL21308	Gansbaai Marine (Pty) Ltd	49,37%	62,15%	0,4628	0,4628	0,4647
4	HLL21043	West Point Fishing Corporation (Pty) Ltd	40,30%	42,06%	0,3746	0,3746	0,3919
5	HLL21007	GGA Fishing Enterprises (Pty) Ltd	34,70%	25,80%	0,2841	0,2841	0,3191
6	HLL21370	Canan Fishing (Pty) Ltd	26,68%	22,48%	0,1165	0,1165	0,2463
7	HLL21003	Rustee (Pty) Ltd	25,14%	21,84%	0,1165	0,1165	0,1736
8	HLL21006	MTV Fishing St Francis Bay (Pty) Ltd	23,47%	20,39%	0,2143	0,2143	0,1282
9	HLL21004	The Jenny Fishing Enterprises (Pty) Ltd	23,01%	20,02%	0,1165	0,1165	0,1282

**GENERAL PUBLISHED REASONS PERTAINING TO THE RECONSIDERATION OF APPEALS IN THE HAKE LONGLINE  
SECTOR  
FISHING RIGHT ALLOCATION PROCESS 2021/2022  
ANNEXURE C1 - CATEGORY C**

<b>No.</b>	<b>App. No.</b>	<b>Entity</b>	<b>Score (%)</b>	<b>Final Decision</b>
1	HLL21318	Afro Fishing (Pty) Ltd	79.84	Successful
2	HLL21152	Khanyisile Fishing (Pty) Ltd	79.83	Successful
3	HLL21196	Live Fish Tanks (East Coast) (Pty) Ltd	78.22	Successful
4	HLL21030	Biz Afrika 1504 (Pty) Ltd	77.45	Successful
5	HLL21174	Ukuqala Trading CC	77.00	Successful
6	HLL21377	Atlantic Choice Trading (Pty) Ltd	76.25	Successful
7	HLL21270	Imperial Crown Trading 398 (Pty) Ltd	75.44	Successful
8	HLL21448	Ibhayi Sea Food Wholesalers	75.22	Successful
9	HLL21094	Zwembesi Farm (Pty) Ltd	75.17	Successful
10	HLL21032	Westshore Fishing (Pty) Ltd	74.97	Successful
11	HLL21155	Silva Fishing Enterprises (Pty) Ltd	74.69	Successful
12	HLL21117	Prairie Pride Trading CC	73.90	Successful
13	HLL21320	Kaytrad Commodities (Pty) Ltd	73.78	Successful
14	HLL21217	Blue Wave Fish Traders (Pty) Ltd	73.27	Successful
15	HLL21184	Mossel Bay Fishing (Pty) Ltd	73.22	Successful
16	HLL21251	Izembe Trading 78 CC	72.69	Successful
17	HLL21296	Business Compliance Advisors (Pty) Ltd	72.00	Successful
18	HLL21297	PJFCA (Pty) Ltd	71.57	Successful
19	HLL21077	La Vie Seafood Products (Pty) Ltd	71.51	Successful
20	HLL21224	Mnatha Marine Technologies (Pty) Ltd	71.26	Successful
21	HLL21204	African Community Fishing (Pty) Ltd	71.05	Successful

**GENERAL PUBLISHED REASONS PERTAINING TO THE RECONSIDERATION OF APPEALS IN THE HAKE LONGLINE  
SECTOR  
FISHING RIGHT ALLOCATION PROCESS 2021/2022  
ANNEXURE C1 - CATEGORY C**

22	HLL21021	Merca Fishing (Pty) Ltd	70.66	Successful
23	HLL21017	Uvimba Trading And Supplies (Pty) Ltd	70.11	Successful
24	HLL21034	Thalassa Investments (Pty) Ltd	69.79	Successful
25	HLL21118	Lady's Crop Fishing (Pty) Ltd	69.42	Successful
26	HLL21020	Schooner View Fish Traders (Pty) Ltd	68.57	Unsuccessful
27	HLL21247	Dried Ocean Products (Pty) Ltd	68.20	Unsuccessful
28	HLL21022	Amaqhawwe Aselwandle (Pty) Ltd	67.46	Unsuccessful
29	HLL21090	Eerste River Womans Fish Packers (Pty) Ltd	67.44	Unsuccessful
30	HLL21047	Witsands Fishing CC	66.36	Unsuccessful
31	HLL21024	Mamlambo Fishing (Pty) Ltd	66.14	Unsuccessful
32	HLL21486	Spot-On Deals Fourty One CC	66.07	Unsuccessful
33	HLL21018	Fishermen Community Of Sea Vista (Pty) Ltd	65.95	Unsuccessful
34	HLL21019	Iqhawe Fishing (Pty) Ltd	65.59	Unsuccessful
35	HLL21048	Chinafric Fishing (Pty) Ltd	65.04	Unsuccessful
36	HLL21339	Shonalanga Fisheries CC	64.91	Unsuccessful
37	HLL21332	Premium Seafood International (Pty) Ltd	64.74	Unsuccessful
38	HLL21272	Ithemba Labantu Investments (Pty) Ltd	64.30	Unsuccessful
39	HLL21181	J and B Fishing Co (Pty) Ltd	64.11	Unsuccessful
40	HLL21050	Zaid Mota Enterprises (Pty) Ltd	62.00	Unsuccessful
41	HLL21333	Xcot (Pty) Ltd	61.86	Unsuccessful
42	HLL21498	Pearly Beach Fisheries	61.70	Unsuccessful
43	HLL21349	Joadem Fishing (Pty) Ltd	61.46	Unsuccessful
44	HLL21254	.Amaza Fishing (Pty) Ltd	60.92	Unsuccessful

**GENERAL PUBLISHED REASONS PERTAINING TO THE RECONSIDERATION OF APPEALS IN THE HAKE LONGLINE  
SECTOR  
FISHING RIGHT ALLOCATION PROCESS 2021/2022  
ANNEXURE C1 - CATEGORY C**

45	HLL21499	Shark Diving Gansbaai CC	60.56	Unsuccessful
46	HLL21178	Kan Trading (Pty) Ltd	60.52	Unsuccessful
47	HLL21028	G And G Fisheries	60.50	Unsuccessful
48	HLL21329	Struisbaai Vissersvereniging	60.03	Unsuccessful
49	HLL21459	Improcare134	59.95	Unsuccessful
50	HLL21011	Mohzeen Trading (Pty) Ltd	59.90	Unsuccessful
51	HLL21166	Tutibiz (Pty) Ltd	59.84	Unsuccessful
52	HLL21534	Speed Track Trading 3009 CC	59.47	Unsuccessful
53	HLL21110	Lateral Anchor Brands (Pty) Ltd	59.33	Unsuccessful
54	HLL21280	Benguela Fish Shop (Pty) Ltd	59.28	Unsuccessful
55	HLL21162	BM Fisheries (Pty) Ltd	59.03	Unsuccessful
56	HLL21313	Greenfish Traders CC	58.28	Unsuccessful
57	HLL21168	Buccaneer Fishing (Pty) Ltd	58.26	Unsuccessful
58	HLL21036	Noordbaai Vissers (Pty) Ltd	57.95	Unsuccessful
59	HLL21180	EMS Fishing (Pty) Ltd	57.86	Unsuccessful
60	HLL21281	Turquoise Fishing (Pty) Ltd	57.36	Unsuccessful
61	HLL21298	Marine Empowerment (Pty) Ltd	57.33	Unsuccessful
62	HLL21013	MCR Fishing (Pty) Ltd	57.20	Unsuccessful
63	HLL21060	Agulhas Fishing (Pty) Ltd	56.75	Unsuccessful
64	HLL21359	Bellaria Fishing (Pty) Ltd	56.70	Unsuccessful
65	HLL21199	Harrys Bay Marine (Pty) Ltd	56.69	Unsuccessful
66	HLL21210	Csw Fish Processing (Pty) Ltd	56.65	Unsuccessful
67	HLL21127	Dormex 149 (Pty) Ltd	56.56	Unsuccessful

**GENERAL PUBLISHED REASONS PERTAINING TO THE RECONSIDERATION OF APPEALS IN THE HAKE LONGLINE  
SECTOR  
FISHING RIGHT ALLOCATION PROCESS 2021/2022  
ANNEXURE C1 - CATEGORY C**

68	HLL21177	Nelson The Seagull (Pty) Ltd	56.31	Unsuccessful
69	HLL21393	Kholwa Fishing (Pty) Ltd	56.23	Unsuccessful
70	HLL21352	Allied Fishing (Pty) Ltd	55.36	Unsuccessful
71	HLL21105	Decon Foods (Pty) Ltd	55.24	Unsuccessful
72	HLL21348	Castle Hill Fishing Company (Pty) Ltd	55.03	Unsuccessful
73	HLL21355	Masmanyane Fishing (Pty) Ltd	54.82	Unsuccessful
74	HLL21452	Sea Side Fishing(Pty) Ltd	54.36	Unsuccessful
75	HLL21250	Empuma Fishing SA (Pty) Ltd	54.02	Unsuccessful
76	HLL21467	Ocean Secret (Pty) Ltd	53.69	Unsuccessful
77	HLL21439	Delmar Marine (Pty) Ltd	53.20	Unsuccessful
78	HLL21391	Tahiti Fishing (Pty) Ltd	52.86	Unsuccessful
79	HLL21422	Jua Fisheries	52.83	Unsuccessful
80	HLL21286	Bhh Ukuloba Fishing (Pty) Ltd	52.61	Unsuccessful
81	HLL21386	Cape Agulhas Marine (Pty) Ltd	52.59	Unsuccessful
82	HLL21215	Misty Sea Trading 350 (Pty) Ltd	52.54	Unsuccessful
83	HLL21218	Lilitha And Lubanzi Enterprises (Pty) Ltd	52.53	Unsuccessful
84	HLL21428	Palm Coast Brand (Pty) Ltd	52.53	Unsuccessful
85	HLL21187	Costa And Van Wyk Enterprises (Pty) Ltd	52.19	Unsuccessful
86	HLL21497	Gansbaai Abalone	52.08	Unsuccessful
87	HLL21066	Rsi Trading (Pty) Ltd	52.03	Unsuccessful
88	HLL21492	Smart Constructive Solutions (Pty)Ltd	51.86	Unsuccessful
89	HLL21340	Elethu Fishing (Pty) Ltd	51.69	Unsuccessful
90	HLL21347	Your Style Fashions And Homeware (Pty) Ltd	51.69	Unsuccessful

**GENERAL PUBLISHED REASONS PERTAINING TO THE RECONSIDERATION OF APPEALS IN THE HAKE LONGLINE  
SECTOR  
FISHING RIGHT ALLOCATION PROCESS 2021/2022  
ANNEXURE C1 - CATEGORY C**

91	HLL21159	Sea Spray Marine	51.59	Unsuccessful
92	HLL21135	FNT Enterprises (Pty) Ltd	51.37	Unsuccessful
93	HLL21121	Triton Global Fishing (Pty) Ltd	51.00	Unsuccessful
94	HLL21212	Dyanti Fishing (Pty) Ltd	50.92	Unsuccessful
95	HLL21383	Jaymat Enviro Solutions CC	50.86	Unsuccessful
96	HLL21206	Nontozikhoyo General Trading (Pty) Ltd	50.66	Unsuccessful
97	HLL21073	Pelagic Trading (Pty) Ltd	50.26	Unsuccessful
98	HLL21284	Sunshine Brand Solutions (Pty) Ltd	50.20	Unsuccessful
99	HLL21337	Hawston Sea Mountain (Pty) Ltd	50.03	Unsuccessful
100	HLL21326	Oppiball Trading And Investments (Pty) Ltd	49.87	Unsuccessful
101	HLL21396	Capensis Fishing (Pty) Ltd	49.78	Unsuccessful
102	HLL21137	Camissa Fishing (Pty) Ltd	49.63	Unsuccessful
103	HLL21394	Atlantic Fishing Trawlers (Pty) Ltd	49.53	Unsuccessful
104	HLL21208	Singamandla Bafazi Fishing (Pty) Ltd	49.43	Unsuccessful
105	HLL21222	Inkululeko Fishing CC	48.80	Unsuccessful
106	HLL21093	Mnyameni Fishers CC	48.78	Unsuccessful
107	HLL21138	Gaia Fishing (Pty) Ltd	48.78	Unsuccessful
108	HLL21447	M and C Fishing Trawlers (Pty) Ltd	48.78	Unsuccessful
109	HLL21203	Meatrite Goodwood (Pty) Ltd	48.60	Unsuccessful
110	HLL21357	Guriqua Xam Development Corporation (Pty) Ltd	48.36	Unsuccessful
111	HLL21398	Kumkani Fishing (Pty) Ltd	48.25	Unsuccessful
112	HLL21533	Beyond Fishing (Pty) Ltd	48.04	Unsuccessful
113	HLL21344	Fisher Women Born By The Sea (Pty) Ltd	47.94	Unsuccessful



**GENERAL PUBLISHED REASONS PERTAINING TO THE RECONSIDERATION OF APPEALS IN THE HAKE LONGLINE  
SECTOR  
FISHING RIGHT ALLOCATION PROCESS 2021/2022  
ANNEXURE C1 - CATEGORY C**

114	HLL21115	Dikela Holdings	47.28	Unsuccessful
115	HLL21487	Buffeljagsbaai Projects ( Pty) Ltd	46.86	Unsuccessful
116	HLL21114	Go Fish Enterprises (Pty) Ltd	46.08	Unsuccessful
117	HLL21259	West Coast Ranch Projects And Consulting (Pty) Ltd	46.08	Unsuccessful
118	HLL21063	Limilo Fishers (Pty) Ltd	46.03	Unsuccessful
119	HLL21401	Oppikaai Restaurant (Pty)Ltd	45.27	Unsuccessful
120	HLL21144	Sihlangene Fishing (Pty) Ltd	45.11	Unsuccessful
121	HLL21430	Ukuloba Pescar Fishing Enterprise Pty(Ltd)	45.03	Unsuccessful
122	HLL21375	Shamode Trading And Investments (Pty) Ltd	44.83	Unsuccessful
123	HLL21231	K2021902901 (South Africa) (Pty) Ltd	44.45	Unsuccessful
124	HLL21526	Seafreeze Fishing (Pty) Ltd	44.38	Unsuccessful
125	HLL21456	Zanozuko Fishing	43.53	Unsuccessful
126	HLL21345	Sea Fever Fishing (Pty) Ltd	43.19	Unsuccessful
127	HLL21529	Mzansi Afrika Fishing	42.61	Unsuccessful
128	HLL21264	Umnatha Fishing(Pty) Ltd	42.60	Unsuccessful
129	HLL21464	Khanyisani Fishing (Pty) Ltd	42.36	Unsuccessful
130	HLL21341	Ingomso Fishing (Pty) Ltd	41.53	Unsuccessful
131	HLL21328	Borderline Industries (Pty)Ltd	41.36	Unsuccessful
132	HLL21084	K2021373964 (South Africa)	41.28	Unsuccessful
133	HLL21426	Jamalies Take Outs (Pty) Ltd	41.19	Unsuccessful
134	HLL21425	Tcb Fishing Enterprises (Pty) Ltd	41.14	Unsuccessful
135	HLL21389	Eumar Fishing (Pty) Ltd	40.86	Unsuccessful
136	HLL21488	Sive Mbontsi	40.61	Unsuccessful

**GENERAL PUBLISHED REASONS PERTAINING TO THE RECONSIDERATION OF APPEALS IN THE HAKE LONGLINE  
SECTOR  
FISHING RIGHT ALLOCATION PROCESS 2021/2022  
ANNEXURE C1 - CATEGORY C**

137	HLL21128	A and A Holdings (Pty) Ltd	40.25	Unsuccessful
138	HLL21301	Batshwasi Fishing And Trawling (Pty) Ltd	39.36	Unsuccessful
139	HLL21446	JDN Consulting (Pty) Ltd	39.19	Unsuccessful
140	HLL21458	Intsikayabafazi Fishing Company	39.19	Unsuccessful
141	HLL21413	Die Lighuis Vissers Vroue (Pty) Ltd	39.03	Unsuccessful
142	HLL21524	Al-Haadi Trading 300 CC	38.28	Unsuccessful
143	HLL21336	Iliso Fishing (Pty) Ltd	38.03	Unsuccessful
144	HLL21491	K2019388407 (Pty) Ltd	37.86	Unsuccessful
145	HLL21417	Siphumelele Fishing (Pty) Ltd	37.61	Unsuccessful
146	HLL21530	Al Andalus Marine Investments	37.41	Unsuccessful
147	HLL21469	Siyacela Fishing (Pty) Ltd	37.36	Unsuccessful
148	HLL21136	Ukudoba Marine (Pty) Ltd	36.38	Unsuccessful
149	HLL21490	Fish Finder Services (Pty) Ltd	36.11	Unsuccessful
150	HLL21527	SHG Holdings	36.11	Unsuccessful
151	HLL21465	Valotype 76 CC	28.99	Unsuccessful
152	HLL21092	Fiskom CC	63.54	Excluded
153	HLL21381	Ngoza Fishing (Pty) Ltd	35.61	Excluded
154	HLL21441	Elecmatrix General	35.61	Excluded
155	HLL21519	Zuludash Group (Pty) Ltd	35.61	Excluded
156	HLL21510	Rp Williams (Pty) Ltd	36.11	Excluded
157	HLL21423	Olegado Holdings (Pty) Ltd	36.86	Excluded
158	HLL21517	2021/985500/07	36.86	Excluded
159	HLL21507	Sisonke IY Fishing Co-Operative Limited	38.61	Excluded

**GENERAL PUBLISHED REASONS PERTAINING TO THE RECONSIDERATION OF APPEALS IN THE HAKE LONGLINE  
SECTOR**

**FISHING RIGHT ALLOCATION PROCESS 2021/2022**

**ANNEXURE C1 - CATEGORY C**

160	HLL21484	Ngokholo Construction and Cleaning and Security	38.58	Excluded
161	HLL21478	Soth Eastern Fishing (Pty) Ltd	38.53	Excluded
162	HLL21505	Phambile Makhosikazi (Pty) Ltd	38.53	Excluded
163	HLL21202	The Network of Training Cape	59.61	Excluded
164	HLL21319	Incushe Fishing CC	58.20	Excluded
165	HLL21325	Mermaids LL Fishing Company (Pty) Ltd	58.20	Excluded
166	HLL21382	Piscium Fishing (Pty) Ltd	58.20	Excluded
167	HLL21046	B And J Online Solutions (Pty) Ltd	56.80	Excluded
168	HLL21087	Blinix Trading CC	56.04	Excluded
169	HLL21408	Tubby Transport (Pty) Ltd	56.03	Excluded
170	HLL21342	Mustang Fishing (Pty) Ltd	48.78	Excluded
171	HLL21360	Kerrykeel Investments 518 (Pty) Ltd	54.70	Excluded
172	HLL21358	ERN Logistics	54.36	Excluded
173	HLL21293	Global Management Services (Pty) Ltd	54.33	Excluded
174	HLL21099	Madikizela Fishing (Pty) Ltd	47.53	Excluded
175	HLL21514	Reliable Fishing (Pty) Ltd	47.36	Excluded
176	HLL21416	Walleys Transport	46.99	Excluded
177	HLL21460	Hangberg Aboriginal Combined Fishers Boatyard (Pty) Ltd	46.86	Excluded
178	HLL21100	Ulwandle Lwethu Fishing CC	46.28	Excluded
179	HLL21005	CBM Fishing (Pty) Ltd	45.53	Excluded
180	HLL21369	Monkghe Fishing (Pty) Ltd	45.53	Excluded
181	HLL21424	Ezantsi Emanzini	45.28	Excluded
182	HLL21406	Lufra Traders (Pty) Ltd	44.20	Excluded

**GENERAL PUBLISHED REASONS PERTAINING TO THE RECONSIDERATION OF APPEALS IN THE HAKE LONGLINE  
SECTOR**

**FISHING RIGHT ALLOCATION PROCESS 2021/2022**

**ANNEXURE C1 - CATEGORY C**

183	HLL21520	Cutlass Fishing (Pty) Ltd	43.61	Excluded
184	HLL21516	Bhotani Group CC	41.91	Excluded
185	HLL21392	Sereteng Fishing CC	41.50	Excluded
186	HLL21410	Coastal Trawlers (Pty) Ltd	40.61	Excluded
187	HLL21366	Mvinjane Fisheries (Pty) Ltd	53.86	Excluded
188	HLL21420	Seagull Zone (Pty) Ltd	52.53	Excluded
189	HLL21502	Challenger Fisheries (Pty) Ltd	53.03	Excluded
190	HLL21433	Seeweg Visserye (Pty) Ltd	52.36	Excluded
191	HLL21322	Genesis Fishing (Pty) Ltd	52.19	Excluded
192	HLL21418	Ceboletu Fishing (Pty) Ltd	52.19	Excluded
193	HLL21419	Bayete Fishing (Pty) Ltd	52.03	Excluded
194	HLL21454	Hout Bay Standtlopers	51.86	Excluded
195	HLL21451	Fishers KB Four (Pty) Ltd	51.74	Excluded
196	HLL21501	Elinye IY Fishing Primary Co-Operative Limited	39.86	Excluded
197	HLL21513	Thukela Yi Fishing Co-Operative Limited	39.86	Excluded
198	HLL21453	Yanginkosi (Pty) Ltd	39.45	Excluded
199	HLL21485	Sejindustries (Pty) Ltd	39.18	Excluded
200	HLL21368	Coerts North West Trading Co-Operative Limited	38.15	Excluded
201	HLL21482	Amiable 8 Trading (Pty) Ltd	38.11	Excluded
202	HLL21350	Abathwa 111 (Pty) Ltd	38.10	Excluded
203	HLL21436	Calunus (Pty) Ltd	37.78	Excluded
204	HLL21306	Southmen Fishing	37.53	Excluded
205	HLL21263	Hook And Line Fresh (Pty) Ltd	51.47	Excluded

GENERAL PUBLISHED REASONS PERTAINING TO THE RECONSIDERATION OF APPEALS IN THE HAKE LONGLINE  
SECTOR

FISHING RIGHT ALLOCATION PROCESS 2021/2022

ANNEXURE C1 - CATEGORY C

206	HLL21397	Eastcoast Trawling Division (Pty) Ltd	50.70	Excluded
207	HLL21407	Legacy Fishing (Pty) Ltd	50.61	Excluded
208	HLL21473	Cedestial Enterprises	50.61	Excluded
209	HLL21283	Bikutula Fishing Enterprise Limited	50.45	Excluded
210	HLL21450	Shopmate Fish Traders CC	50.39	Excluded

## Annexure C2

### Category C

Step 1: Note the two lowest ranked right holders would receive less than 0.1165%.

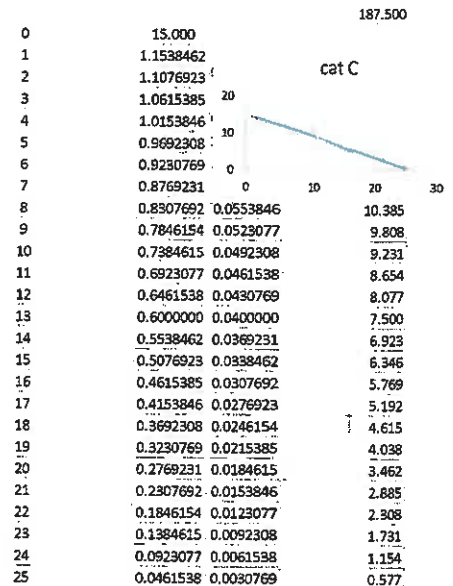
#### 9-9c ii quantum ranking cat C - DA QAM

Source	Category	Application Registered	Quantum	FRAP_Rev	DA allocat	Appeals a	Review allocation
DA QAM	C	HLL21318	'Afro Fishin	39.3902	79.84	1.8750	1.8750
DA QAM	C	HLL21152	Khanyisile I	38.7297	79.83	1.7500	1.7500
DA QAM	C	HLL21030	Biz Afrika 1	37.7796	77.45	1.1250	1.1250
DA QAM	C	HLL21077	La Vie Seaf	37.1101	71.51		0.1165
DA QAM	C	HLL21217	Blue Wave	31.2469	73.27	1.6250	1.6250
DA QAM	C	HLL21196	Live Fish Ta	28.3308	78.22	1.5000	1.5000
DA QAM	C	HLL21174	Ukuqala Tre	28.2734	77	1.3750	1.3750
DA QAM	C	HLL21320	Kaytrad Cor	25.8595	73.78	1.2500	1.2500
DA QAM	C	HLL21224	Mnatha Ma	25.7296	71.26		0.1165
DA QAM	C	HLL21117	Prairie Prid	25.017	73.9		
DA QAM	C	HLL21032	Westshore	24.4036	74.97		0.1165
DA QAM	C	HLL21448	Ibhayi Sea I	23.7994	75.22	1.0000	1.0000
DA QAM	C	HLL21377	Atlantic Chi	22.6361	76.25	0.6250	0.6250
DA QAM	C	HLL21034	Thalassa In'	21.9763	69.79		
DA QAM	C	HLL21270	Imperial Cr	21.6574	75.44	0.7500	0.7500
DA QAM	C	HLL21017	Uvimba Tra	21.5239	70.11		
DA QAM	C	HLL21021	Merca Fishi	21.5018	70.66	0.8750	0.8750
DA QAM	C	HLL21296	Business Cc	19.5145	72		
DA QAM	C	HLL21094	Zwembesi I	19.3699	75.17	0.5000	0.5000
DA QAM	C	HLL21297	PIFCA (Pty)	19.0868	71.57		0.1165
DA QAM	C	HLL21204	African Con	18.9645	71.05		0.1165
DA QAM	C	HLL21184	Mossel Bay	18.4289	73.22	0.3750	0.3750
DA QAM	C	HLL21251	Izembe Tra	13.3612	72.69	0.2500	0.2500
DA QAM	C	HLL21118	Lady's Crop	12.9494	69.42		0.1165
DA QAM	C	HLL21155	Silva Fishin	11.4327	74.69	0.1250	0.1250

15.0000

Number of successful Applicants 25  
Quantum For Cat C 15.000 TRUE

Slope -0.576923



Step 2: Once the two lowest ranking right holders are allocated 0.1165% (green), 0.0040% of the 15% remains (thick border box).

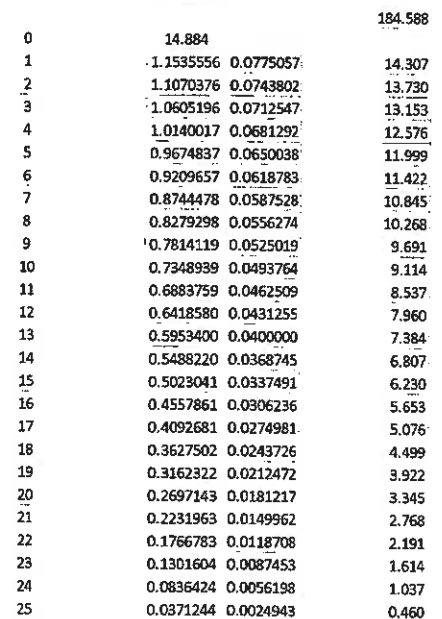
#### 9-9c ii quantum ranking cat C - DA QAM

Source	Category	Application Registered	Quantum	FRAP_Rev	DA allocat	Appeals a	Review allocation
DA QAM	C	HLL21318	'Afro Fishin	39.3902	79.84	1.8750	1.8750
DA QAM	C	HLL21152	Khanyisile I	38.7297	79.83	1.7500	1.7500
DA QAM	C	HLL21030	Biz Afrika 1	37.7796	77.45	1.1250	1.1250
DA QAM	C	HLL21077	La Vie Seaf	37.1101	71.51		0.1165
DA QAM	C	HLL21217	Blue Wave	31.2469	73.27	1.6250	1.6250
DA QAM	C	HLL21196	Live Fish Ta	28.3308	78.22	1.5000	1.5000
DA QAM	C	HLL21174	Ukuqala Tre	28.2734	77	1.3750	1.3750
DA QAM	C	HLL21320	Kaytrad Cor	25.8595	73.78	1.2500	1.2500
DA QAM	C	HLL21224	Mnatha Ma	25.7296	71.26		0.1165
DA QAM	C	HLL21117	Prairie Prid	25.017	73.9		
DA QAM	C	HLL21032	Westshore	24.4036	74.97		0.1165
DA QAM	C	HLL21448	Ibhayi Sea I	23.7994	75.22	1.0000	1.0000
DA QAM	C	HLL21377	Atlantic Chi	22.6361	76.25	0.6250	0.6250
DA QAM	C	HLL21034	Thalassa In'	21.9763	69.79		
DA QAM	C	HLL21270	Imperial Cr	21.6574	75.44	0.7500	0.7500
DA QAM	C	HLL21017	Uvimba Tra	21.5239	70.11		
DA QAM	C	HLL21021	Merca Fishi	21.5018	70.66	0.8750	0.8750
DA QAM	C	HLL21296	Business Cc	19.5145	72		
DA QAM	C	HLL21094	Zwembesi I	19.3699	75.17	0.5000	0.5000
DA QAM	C	HLL21297	PIFCA (Pty)	19.0868	71.57		0.1165
DA QAM	C	HLL21204	African Con	18.9645	71.05		0.1165
DA QAM	C	HLL21184	Mossel Bay	18.4289	73.22	0.3750	0.3750
DA QAM	C	HLL21251	Izembe Tra	13.3612	72.69	0.2500	0.2500
DA QAM	C	HLL21118	Lady's Crop	12.9494	69.42		0.1165
DA QAM	C	HLL21155	Silva Fishin	11.4327	74.69	0.1250	0.1250

14.9957

Number of successful Applicant  
Quantum For Cat C 15.000  
Applicants allocated min 1  
Total applicants 25  
Quantum remaining 14.8835  
Slope -0.576923

remains  
0.004



**GENERAL PUBLISHED REASONS PERTAINING TO THE RECONSIDERATION OF APPEALS IN THE HAKE LONGLINE SECTOR  
FISHING RIGHT ALLOCATION PROCESS 2021/2022**

**ANNEXURE C3 - CATEGORY C**

<b>No.</b>	<b>Application No</b>	<b>Registered Name</b>	<b>QAM Weighting applied by the DA</b>	<b>QAM Weighting published per DA GPR</b>	<b>Current TAC Allocation</b>	<b>TAC Allocation as of 1 Aug 2025</b>	<b>TAC Allocation as of 1 Jan 2026</b>
1	HLL21318	Afro Fishing (Pty) Ltd	39,390%	55,625%	1,5823	1,5823	1,1536
2	HLL21152	Khanyisile Fishing (Pty) Ltd	38,730%	37,374%	1,4768	1,4768	1,1070
3	HLL21030	Biz Afrika 1504 (Pty) Ltd	37,780%	23,095%	0,9494	0,9494	1,0605
4	HLL21077	La Vie Seafood Products (Pty) Ltd	37,110%	34,362%	0,1165	0,1165	1,0140
5	HLL21217	Blue Wave Fish Traders (Pty) Ltd	31,247%	27,720%	1,3714	1,3714	0,9675
6	HLL21196	Live Fish Tanks (East Coast) (Pty) Ltd	28,331%	28,116%	1,2659	1,2659	0,9210
7	HLL21174	Ukuqala Trading CC	28,273%	24,280%	1,1604	1,1604	0,8744
8	HLL21320	Kaytrad Commodities (Pty) Ltd	25,860%	23,284%	1,0549	1,0549	0,8279
9	HLL21224	Mnatha Marine Technologies (Pty) Ltd	25,730%	21,754%	0,1165	0,1165	0,7814
10	HLL21117	Prairie Pride Trading CC	25,017%	21,057%	0,1165	0,3986	0,7349
11	HLL21032	Westshore Fishing (Pty) Ltd	24,404%	17,654%	0,1165	0,1165	0,6884
12	HLL21448	Ibhayi Sea Food Wholesalers	23,799%	19,364%	0,8439	0,8439	0,6419
13	HLL21377	Atlantic Choice Trading (Pty) Ltd	22,636%	18,405%	0,5337	0,5337	0,5953
14	HLL21034	Thalassa Investments (Pty) Ltd	21,976%	19,357%			0,5488
15	HLL21270	Imperial Crown Trading 398 (Pty) Ltd	21,657%	18,707%	0,6329	0,6329	0,5023
16	HLL21017	Uvimba Trading and Supplies (Pty) Ltd	21,524%	17,700%			0,4558
17	HLL21021	Merca Fishing (Pty) Ltd	21,502%	17,979%	0,7384	0,7384	0,4093
18	HLL21296	Business Compliance Advisors (Pty) Ltd	19,515%	15,766%	0,1165	0,2658	0,3628
19	HLL21094	Zwembesi Farm (Pty) Ltd	19,370%	17,115%	0,4320	0,4320	0,3162
20	HLL21297	PJFCA (Pty) Ltd	19,087%	15,421%	0,1165	0,1165	0,2697
21	HLL21204	African Community Fishing (Pty) Ltd	18,965%	15,333%	0,1165	0,1165	0,2232
22	HLL21184	Mossel Bay Fishing (Pty) Ltd	18,429%	15,445%	0,3227	0,3227	0,1767
23	HLL21251	Izembe Trading 78 CC	13,361%	10,213%	0,2210	0,2210	0,1302
24	HLL21118	Lady's Crop Fishing (Pty) Ltd	12,949%	9,762%	0,1165	0,1165	0,1165
25	HLL21155	Silva Fishing Enterprises (Pty) Ltd	11,433%	10,382%	0,1250	0,1250	0,1165