



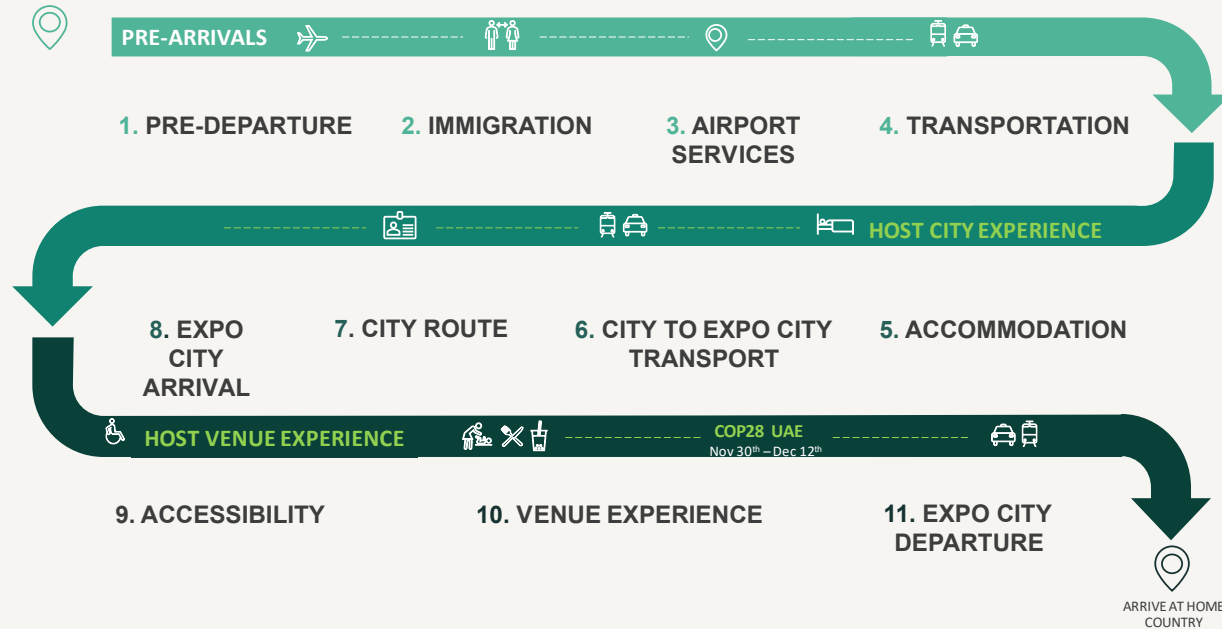
REPUBLIC OF SOUTH AFRICA



REPUBLIC OF SOUTH AFRICA

## Guest Experience

COP28UAE





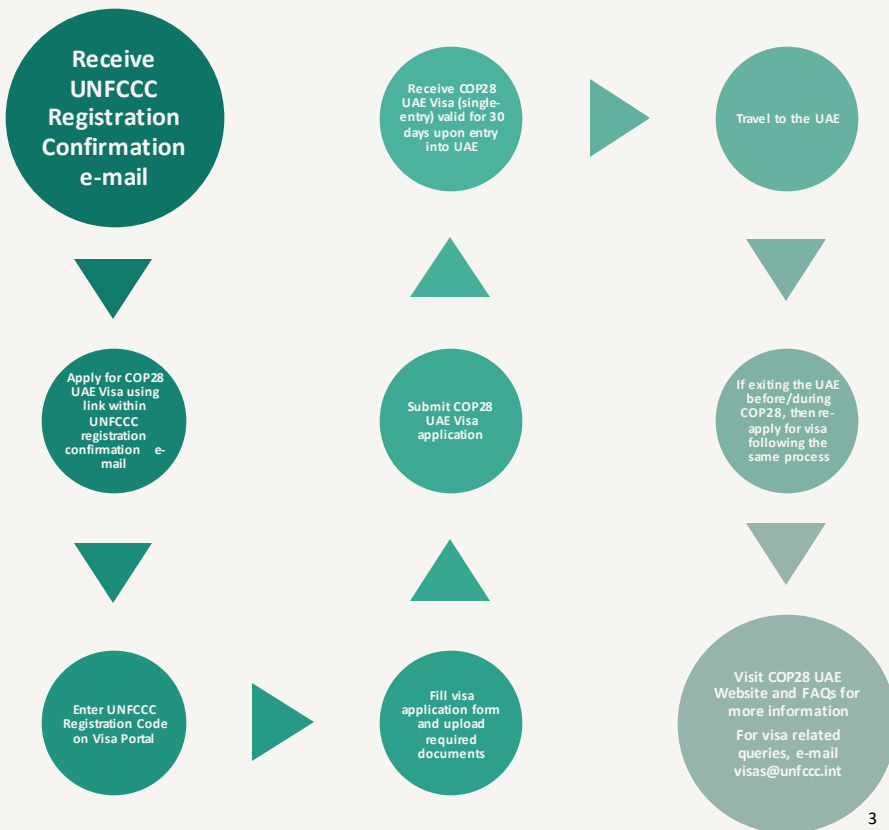
# COP28 UAE Visa

## For UNFCCC-Registered Participants

The UAE Government has authorized an electronic, free of charge Special Entry Permit for all UNFCCC-registered COP28 UAE event attendees, also known as the COP28 UAE Visa. It is mandatory for all foreign UNFCCC-registered participants entering the UAE to apply for the COP28 UAE Visa, prior to arrival, using the visa application link within the UNFCCC registration confirmation email.

- Once you receive your UNFCCC registration confirmation email, visit the visa portal using the link within that e-mail,
- On the portal, enter your UNFCCC code, fill out the form, upload required documents and submit visa application,
- To facilitate a seamless visa issuance process, it is imperative to provide all the required information including UNFCCC registration code on the visa application portal,
- Once your application is approved, you will receive an email with a link to download your COP28 UAE Visa. Issued visa allows holder a single-entry visit into the UAE,
- Processing of the COP28 UAE Visa application may take up to 72 hours after submission,
- Participants are therefore strongly encouraged to take the necessary steps to apply, as soon as their UNFCCC registration is confirmed,
- Visa application status can be checked using the link within UNFCCC registration confirmation e-mail,
- All foreign participants entering the United Arab Emirates (UAE) must have original nationality passport valid for minimum 6 months from date of entry into the UAE,
- Should any participant wish to leave the UAE and return during COP28 UAE, they must re-apply for COP28 UAE visa following the same process as previously, using UNFCCC registration code. Please note, applicant can apply only after exiting the UAE.
- All enquiries regarding visa arrangements should be addressed directly to [visas@unfccc.int](mailto:visas@unfccc.int).

COP28UAE



# COP28 UAE Visa Application Process

For UNFCCC-Registered Participants

• Once you receive your registration confirmation email, **please download** your acknowledgment letter by clicking the link in the email,

• Once you click the link, kindly fill in the respective information,

• Click submit and download acknowledgement letter. Please note down the **code provided for applying for COP28 UAE Visa**. Please note that this code is individual and unique. Do not attempt to use someone else's code,

You can download the acknowledgement letter by clicking [here](#).

To apply for visa, [please click here](#). For more information please refer to the [Information for Participants \(IFP\)](#).

Do you intend to travel to Dubai, United Arab Emirates for COP 28?

☒ Yes

☐ No

Intended date of arrival (optional)

Intended date of departure (optional)

COP 28 UAE aims to deliver an inclusive experience for all those attending the COP, including persons with disabilities. To determine what needs exist and to assess the feasibility of providing relevant operational services, please let us know:

Are you a person with disabilities who requires support services to participate at the COP:

☐ Yes

☐ No

If yes, please describe below, the type of service you would require:

Note: This data may be aggregated and shared with the host country to help plan and deliver a safe and secure United Nations Climate Change Conference 28.

[Submit](#)



United Nations  
Climate Change Secretariat

Nations Unies  
Secrétariat sur les changements climatiques

Secretariat of the United Nations Framework Convention on Climate Change / Platz der Vereinten Nationen 1 / 53113 Bonn, Germany



Registration code: 52BMD7

To Diplomatic Missions: Please take note of the registration code 52BMD7 that may be used to confirm this registration. Please log into the system to find the most updated information.

## ACKNOWLEDGEMENT OF PARTICIPANT'S NOMINATION / UNFCCC VISA SUPPORT LETTER

to attend the meeting session United Nations Climate Change Conference 28, Dubai, United Arab Emirates, from 16 Nov 2023 to 15 Dec 2023 as specified below.

# COP28 UAE Visa Application Process

For UNFCCC-Registered Participants

• Begin COP28 UAE Visa application process by **clicking on the link next to “To apply for visa”**. Once you click the link, you will be welcomed to the COP28 UAE Visa portal,

• **Please enter your registration code correctly** (case sensitive) to access visa portal,

• If the registration code is correct, you will access your visa application page,  
• Please choose language English if you would like to switch from Arabic to English language,



You can download the acknowledgement letter by clicking [here](#).

To apply for visa [please click here](#). For more information please refer to the [Information for Participants \(IFP\)](#).

## COP28UAE

The Government of the United Arab Emirates represented by the General Directorate of Residency and Foreign Affairs – Dubai welcomes you to the application submission page for COP28 UAE Visa.  
Please enter the UNFCCC registration code which can be found in the acknowledgment letter to start the visa application.

Enter Reference Number

English

جريدة الوزارة (خدمة)   
 المرفقات   
 الرسوم والدفع   
 بيانات الطلب

# COP28 UAE Visa Application Process

For UNFCCC-Registered Participants

• On documents upload page, please ensure required documents; applicant photo and passport pages are uploaded,

• Please upload your **clear recent passport-size applicant colored photo with white background** (jpg/png/pdf; max 500kb),

• Please **follow personal photo specifications** (as outlined in next slide),

Applications > New Visit Entry Permit - Private

Application Details Documents Fees & Payments

### Upload Documents

To avoid any delay in application processing, the uploaded documents should be valid and clear.  
Please note that attachments should be clear and legible before posting. In case of non-compliance, the applicant shall be responsible for any financial obligation resulting from the application rejection.

Allowed File Types : jpg/pdf/png and Maximum size of the file is 500 KB

Personal Photo \*

Drag here or click to upload a file

Scan and upload File

Back Save



الهيئة الاتحادية للهوية  
والجنسية والجمارك وأمن المنافذ  
FEDERAL AUTHORITY FOR IDENTITY,  
CITIZENSHIP, CUSTOMS & PORT SECURITY

## Personal Photo Specifications



too close



too far away



blurred



ink marked/creased



looking away



unnatural skin tones



too dark



too light



washed out colour



pixelated



### Photograph quality

Suitable quality and resolution of the captured images are imperative, so the following tips must be observed

### The photographs must be:

- no more than -6months old
- 40-35mm in width
- close up of your head and top of your shoulders so that your face takes up %80-70 of the photograph
- in sharp focus and clear
- of high quality with no ink marks or creases

### The photographs must:

- show you looking directly at the camera
- show your skin tones naturally
- have appropriate brightness and contrast
- be printed on high quality paper, and at high resolution

Photographs taken with a digital camera must be high quality colour and printed on photo-quality paper.



hair across eyes

eyes closed



portrait style

eyes tilted



busy background

not centred



flash reflection on skin

red eye



shadows behind head shadows across face

### Style and lighting

Suitable quality and resolution of the captured images are imperative, so the following tips must be observed

### The photographs must:

- be colour neutral
- show your eyes open and clearly visible—no hair across your eyes
- show you facing square on to the camera, not looking over one shoulder (portrait style) or tilted, and showing both edges of your face clearly
- be taken with a plain light-coloured background
- be taken with uniform lighting and not show shadows or flash reflections on your face and no red eye



dark tinted lenses flash reflection on lenses



frames too heavy

frames covering eyes



wearing a hat

wearing a cap



face covered

shadows across face



shows another person mouth open and too close to face

### Glasses and head covers

Suitable quality and resolution of the captured images are imperative, so the following tips must be observed

### If you wear glasses:

- the photograph must show your eyes clearly with no flash reflection off the glasses, and no tinted lenses (if possible, avoid heavy frames—wear lighter framed glasses if you have them)
- make sure that the frames do not cover any part of your eyes.

### Head coverings:

- are not permitted except for religious reasons, but your facial features from bottom of chin to top of forehead and both edges of your face must be clearly shown.

### Expression and frame

### Your photographs must:

- show you alone (no chair backs, toys or other people visible), looking at the camera with a neutral expression and your mouth closed.




# COP28 UAE Visa Application Process

For UNFCCC-Registered Participants

- After you have successfully uploaded your clear personal photo as per photo specifications,
- Please upload **clear colored copy of passport** with minimum 6 months validity from arrival into UAE (jpg/png/pdf; max 500kb),
- **If you entered UNLP during application details**, please make sure to upload **clear colored copy of UNLP** (jpg/png/pdf; max 500kb),

- **Please ensure your passport photo is crystal-clear with all its four borders visible,**
- Be sure to avoid any distractions and background elements while scanning your passport pages,
- Please ensure to upload **relevant passport information pages** to avoid delay of your visa application processing,

- **Passport Front and Last Page:** Certain nationalities have important information on the last page of their passport. If your nationality does not have any information on the last page, please attach front cover page and bio page,
- **If any attachments are missing or unclear, visa application will be returned for modification,**



## Perfect Scan Copy



## Too Small to read or Black and White



## Side Cut Out when Scan



## Blurry and can't Read





# GUEST EXPERIENCE



**COP28UAE**

# Guest Services

## Arrival



**Smooth Arrival and  
Airport Experience**



**Free of Charge  
Electronic Special  
Entry Permits  
(visa)**



**Accommodation  
Booking Portal  
with Preferential  
Rates**



**Free Public  
Transportation**

# Guest Services Connectivity



**State of the Art  
WiFi and 5G  
Connectivity**



**Enhanced Digital  
Experience  
through a Mobile  
Application**



**Virtual  
Participation  
Capabilities**



**Computer Centers  
& Printing services**

# **Guest Services**

## **Onsite Services**



**Medical and  
Emergency  
Services**



**An Accessible Site  
with Dedicated  
Assistance Desk**



**Commercial  
Interpretation and  
Translation**



**Delegates' Service  
Hub**

# **Guest Services**

## **Onsite Services**



**Free water refill  
stations -  
complimentary re-  
fillable bottles**



**Sustainable,  
Diversified and  
Affordable F&B  
and Catering  
Offering**



**On site  
convenience stores**



**Lounge and  
Relaxation Areas**